



Model L-32/6/AL Multilevel Firering

- **Flanged firering for strength and safety**
- **Four levels of cooking grate height adjustment**
- **Adjustment panels shield grips and hands from heat**
- **Public use-type spring grips of coiled steel bar**
- **Angle spade anchors provide permanent location**
- **“Bottomless” design installs without concrete pad**
- **Utility shelf option**
- **Quality construction throughout**

SPECIFICATIONS:

- **Model L-32/AL** has a 32" diameter firering constructed from 3/16" plate steel with a formed (NOT WELDED) 1" flanged lip around the top of the ring to provide reinforcement in lieu of a 1-1/4" x 1-1/4" x 3/16" steel angle cross brace. Ring is welded to two 3/16" plate steel grate support panels for overall dimensions of 33-3/4" wide by 34-5/8" long. Five 9/16" dia. draft/drain holes are located around the perimeter.
- **Model L-32/6** fire barrier is 6-1/4" high.
- **Model L-32/9** fire barrier is 9" high.
- **Model L-32/11** fire barrier is 11" high.
- 300 sq. in. cooking grate is constructed from 1/2" dia. A-36 steel bar with grate bars spaced 1-1/8" on centers. Grate is constructed with a one-piece wrap-around perimeter bar of 1/2" dia. A-36 steel bar with formed corners.
- Grate is securely welded to two 5/8" dia. steel support bars made to adjust in vertical slots die punched in the heat panels. Grate handles are provided with two substantially constructed spring coil grips suitable for public use made from 1/8" x 1/2" flat steel bar (not wire springs).
- Grate is supported in four locations by two 3/16" plate steel heat panels. Side heat panels have 90° bends and edge flares die-formed into one vertical edge adding strength to the entire unit and providing a heat shield for grate adjustment. Back panel of 3/16" plate steel is welded to heat panels and is edge stiffened with a die-formed flange for extra strength.
- Ring is provided with three heavy anchors of 1-3/4" x 1-3/4" x 3/16" A-36 steel angle with welded-on spades of 1/8" thick steel to permanently anchor unit to ground (indicated by /AL in model no., e.g. L-32/6/AL).
- Entire unit is finished in high temperature, heat resistant, nontoxic black enamel.
- **Optional:** Firering is provided with a 3/16" x 7-1/8" x 9-5/8" steel utility shelf. (Add /S to model no., e.g. L-32/6/AL/S.)

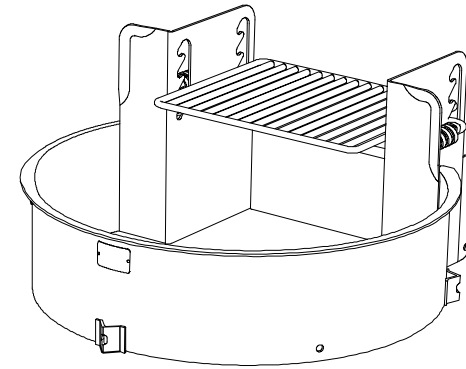
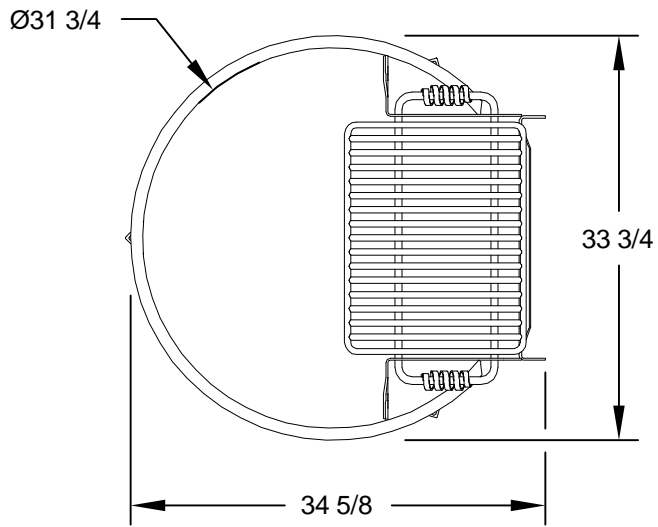
AVAILABLE OPTIONS

6", 9", or 11" Fire barrier heights
Utility Shelf

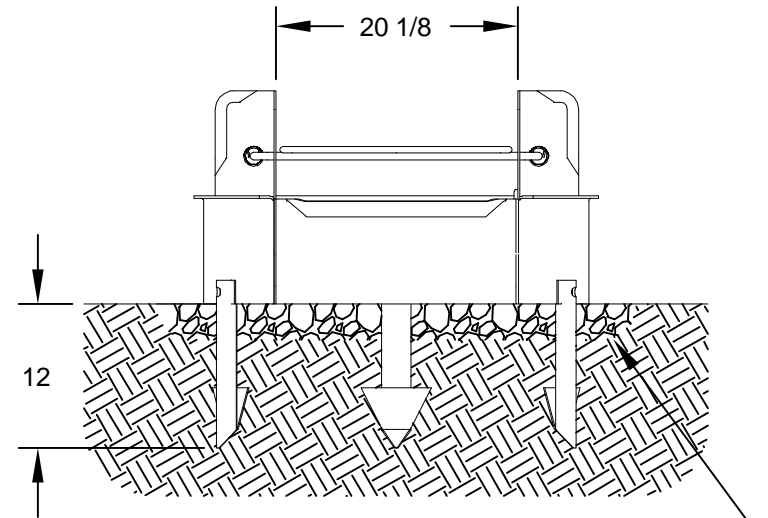
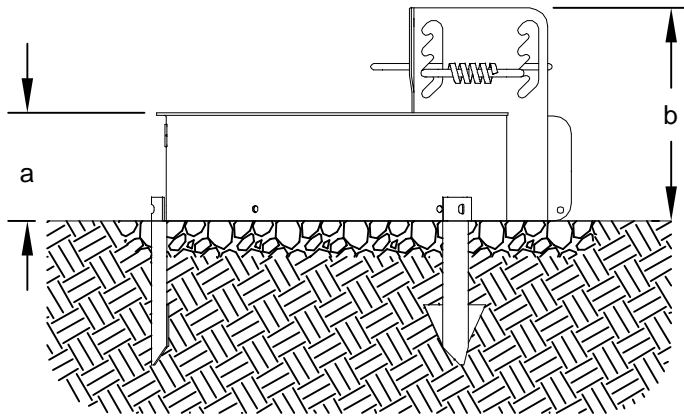
RJ Thomas Mfg. Co., Inc.

PO Box 946 • Cherokee, IA 51012-0946 • PH: 712-225-5115 • 800-762-5002 • FAX: 712-225-5796
E-mail: pilotrock@rjthomas.com • Web Site: <http://www.pilotrock.com>

© 2008 RJ Thomas Mfg. Co., Inc. PILOT ROCK® Park Products is a registered trademark of RJ Thomas Mfg. Co., Inc.



MODEL	DIMENSION	
	a	b
L-32/6	6 1/4	15
L-32/9	9	17 3/4
L-32/11	11	19 3/4



ALL DIMENSIONS IN INCHES

RJThomas Mfg. Co., Inc.
P.O. Box 946 • Cherokee, IA 51012-0946

DRAWN BY
WWM

TITLE L-32 SERIES MULTILEVEL FIRERING WITH 6", 9", AND 11" FIRE BARRIER WITH
SPADE ANGLE LEG ANCHORS

DATE 6-02-10

DWG. NO. AI-1860