



Model APT/CB-6PC34/E1 6 ft. Wheelchair Accessible Multi Pedestal Table, extended 1 ft. each end, Embedded Mount, Black Powder Coated Frames, and Cedar colored Recycled Plastic 3" x 4" Timbers

- **ADA compliant wheelchair accessibility at both ends**
- **Permanent embedded mounting**
- **Nontrip, walk-through design**
- **Sturdy 3" x 6" rectangular steel tube pedestals**
- **Frames are hot-dip galvanized after fabrication for superior corrosion resistance**
- **100% Recycled Plastic Seat and Top Planks with solid color and U.V. stabilizer for ultraviolet protection**
- **Pregalvanized steel channel reinforcements under seats and table top**
- **Die-formed center channel under table top to support and align top planks**
- **Quality construction throughout**

AVAILABLE OPTIONS

- **Choice of colors of Powder Coat Finish for steel frame components**
- **Choice of colors of recycled plastic**
- **Surface mount base plate**

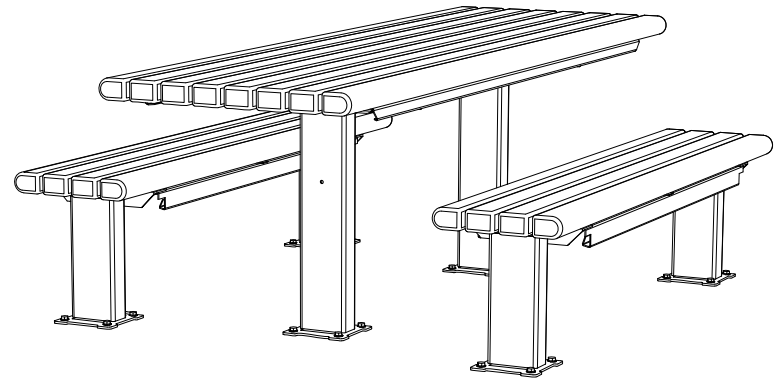

SPECIFICATIONS:

- **APT Series** Table top and seat end frames are one-piece welded construction, fabricated from 3" x 6" x 1/8" wall rectangular structural steel tubing with 2" x 2" x 3/16" A-36 structural grade steel angle for attaching the seats and tops. Exposed ends of rectangular tubing are permanently sealed with welded-on steel end caps. Frames are designed to be embedded in a concrete footing.
- Table top extends 1 ft. beyond seats (indicated by “/E1” in model no., e.g. APT/G-6PC34/E1) to provide the ADA recommended wheelchair clearances of: 30" wide, 27" under table (ground to bottom of table top), and 24" total knee and toe clearance (19" + 5").
- **Model APT/G-6PC34/E1** has a nominal 8 ft. long top and 6 ft. long seats.
- Nominal table height is 32". Nominal seat height is 18-1/2".
- All fasteners are provided for assembly.
- **Standard:** All frame components are hot-dip galvanized after fabrication to ASTM-A123 to maintain an average zinc coating of 2.0 oz. per sq. ft. of surface area (indicated by “/G” in model no., e.g. APT/G-6PC34/E1).
- **Standard:** Tops and seats are made of 100% Recycled Plastic molded into 3" x 4" nominal sized timbers with solid Cedar color (indicated by “PC34” in model no., e.g. APT/G-6PC34/E1) formed throughout and a U.V. stabilizer added for ultra-violet protection. All timbers are precision drilled for assembly and all edges have a molded 3/8" radius with a bullnose profile timber used on outside positions on both seats and tops.
- Recycled Plastic table top and seat planks are supported by pregalvanized steel subframe channels.
- **Optional:** 100% Recycled Plastic top and seat planks are available in a choice of optional colors. For optional colors choices see Specification Bulletin #SPC-CO-001.
- **Optional:** Color choices of powder coated steel frame components. For optional colors choices see Specification Bulletin #SPC-CO-001.
- **Optional:** Frames are provided with a 3/8" x 8" x 8" steel base plate to bolt table to existing concrete pad. To specify add “/P” after the “APT” in the model no., e.g. APT/P/G-6PC34E1. (Anchor bolts not included.)

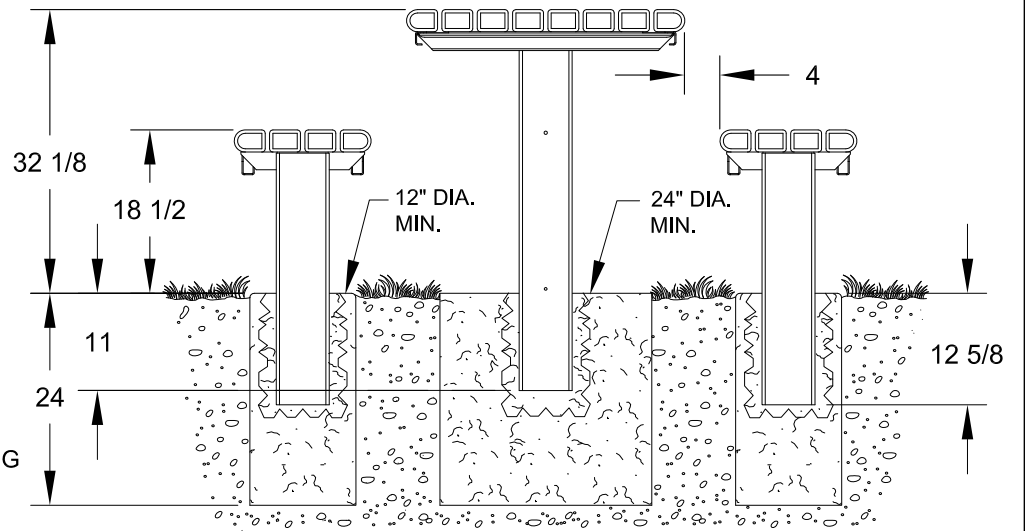
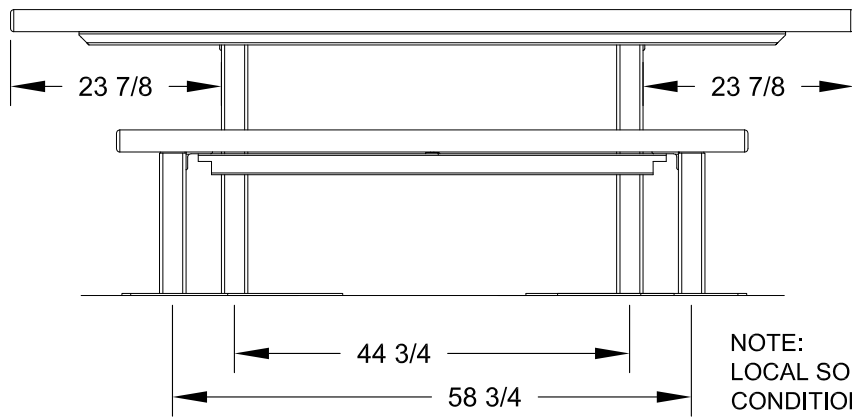
RJ Thomas Mfg. Co., Inc.

PO Box 946 • Cherokee, IA 51012-0946 • PH: 712-225-5115 • 800-762-5002 • FAX: 712-225-5796
E-mail: pilotrock@rjthomas.com • Web Site: <http://www.pilotrock.com>

© 2014 RJ Thomas Mfg. Co., Inc. PILOT ROCK® Park Products is a registered trademark of RJ Thomas Mfg. Co., Inc.



MODEL APTP-6PC34E1 SHOWING
OPTIONAL SURFACE MOUNT BASE PLATES



NOTE:
LOCAL SOIL
CONDITIONS
MAY REQUIRE A
LARGER FOOTING
(CHECK LOCAL
CODES)

ALL DIMENSIONS IN INCHES

RJThomas Mfg. Co., Inc.
P.O. Box 946 • Cherokee, IA 51012-0946

DRAWN BY
MGB

TITLE APT SERIES 6 FOOT EMBEDDED MOUNT WHEELCHAIR ACCESSIBLE
MULTI PEDESTAL TABLE EXTENDED 1 FOOT EACH END
WITH 100% RECYCLED PLASTIC 3" x 4" TOP AND SEAT TIMBERS

DATE 1-15-15

DWG. NO. **AI-2084**