

*Model APTX/G-6UP 6 ft. Rectangular Embedded Mount
Utility Table with Hot dip Galvanized Frame
and Untreated Southern Yellow Pine Planks*

- **Permanent embedded mounting**
- **Sturdy 3" x 6" rectangular steel tube pedestals**
- **Frames are hot-dip galvanized after fabrication for superior corrosion resistance**
- **Precision drilled, Untreated #1 Southern Yellow Pine Top Planks**
- **Die-formed center channel under table top to support and align top planks**
- **Quality construction throughout**

SPECIFICATIONS:

- **APTX Series** Table top end frames are one-piece welded construction, fabricated from 3" x 6" x 1/8" wall rectangular structural steel tubing with 2" x 2" x 3/16" A-36 structural grade steel angle for attaching the top. Exposed ends of rectangular tubing are permanently sealed with welded-on steel end caps. Frames are designed to be embedded in a concrete footing.
- **Model APTX/G-6** has a nominal length of 72".
- **Model APTX/G-8** has a nominal length of 96".
- Nominal table height is 32".
- **Standard:** All frame components are hot-dip galvanized after fabrication to ASTM-A123 to maintain an average zinc coating of 2.0 oz. per sq. ft. of surface area (indicated by "/G" in model no., e.g. APTX/G-6UP).
- **Standard:** Lumber are Untreated #1 grade Southern Yellow Pine (indicated by "UP" in model no., e.g. APTX/G-6UP) 2" x 10" nominal sized planks, kiln dried to reduce moisture content. All lumber is precision drilled for assembly and has all exposed edges removed to a 3/8" radius.
- All fasteners are provided for assembly.
- **Optional:** Treated #1 Southern Yellow Pine is readily available and is pressure treated (KDAT) to preserve wood against decay. To specify, change "UP" in model no. to "TP", e.g. APTX/G-6TP. (Cedar, Fir and Redwood are available when in stock –please inquire.)
- **Optional:** Color choices of powder coated steel frame components. For optional colors choices see Specification Bulletin #SPC-CO-001.
- **Optional:** Frames are provided with a 3/8" x 8" x 8" steel base plate to bolt table to existing concrete pad. To specify add "/P" after the "APTX" in the model no., e.g. APTX/P/G-6UP. (Anchor bolts not included.)

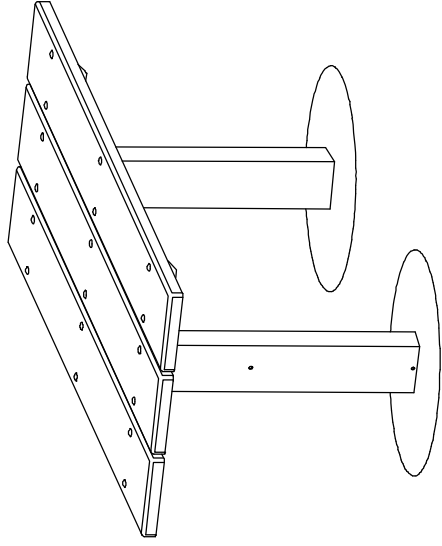
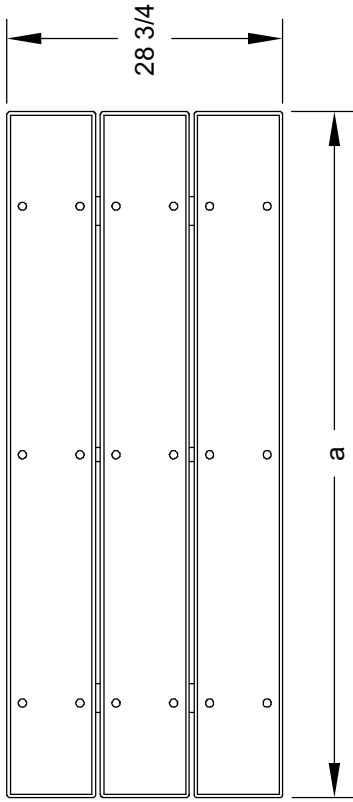
AVAILABLE OPTIONS

- 6' or 8' lengths
- Choice of colors of Powder Coat Finish for steel frame components
- Pressure treated #1 Southern Yellow Pine lumber (Cedar, Fir, or Redwood lumber when in stock)
- Surface mount base plate

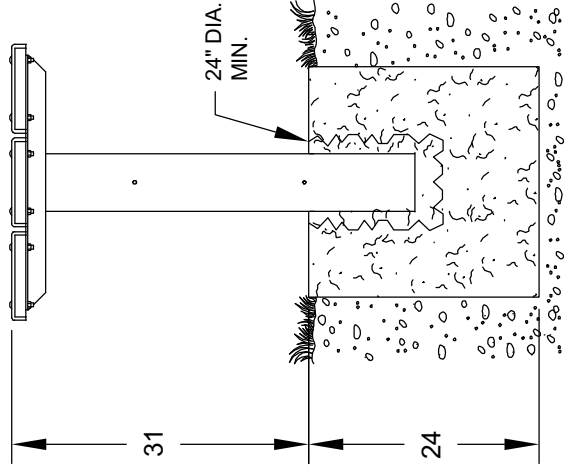
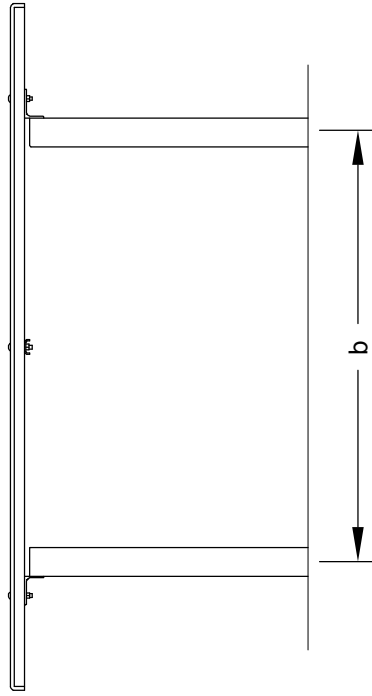
RJThomas Mfg. Co., Inc.

PO Box 946 • Cherokee, IA 51012-0946 • PH: 712-225-5115 • 800-762-5002 • FAX: 712-225-5796
E-mail: pilotrock@rjthomas.com • Web Site: <http://www.pilotrock.com>

© 2008 RJThomas Mfg. Co., Inc. PILOT ROCK® Park Products is a registered trademark of RJThomas Mfg. Co., Inc.



MODEL NUMBER	DIMENSION	
	a	b
APT-X-6	71-1/2	44-3/4
APT-X-8	95-1/2	63



NOTE:
 LOCAL SOIL
 CONDITIONS
 MAY REQUIRE
 A LARGER
 FOOTING
 (CHECK LOCAL
 CODES)

ALL DIMENSIONS IN INCHES

RJ Thomas Mfg. Co., Inc.
 P.O. Box 946 • Cherokee, IA 51012-0946

DRAWN BY
WWM

TITLE APTX SERIES 6 AND 8 FOOT EMBEDDED MOUNT RECTANGULAR DOUBLE
 PEDESTAL UTILITY TABLE WITH LUMBER TOP PLANKS

DATE 9-09-08

DWG. NO.

AI-1781