



*Model B32/G -4PW34 4 Ft. Surface Mount Bench  
with Hot Dip Galvanized Frames  
and Brown Recycled Plastic 3" x 4" Timbers.*

- **Comfortable contoured full back and seat design**
- **Wide, comfortable armrest loops integrated into end frames**
- **Sturdy, formed and welded steel frame construction**
- **Powder Coat or Hot-Dip Galvanized frame finish**
- **100% Recycled Plastic 3" x 4" Timbers**
- **Quality construction throughout**

#### **SPECIFICATIONS:**

- **Model B32 Series** end frames are one-piece welded construction with 3/8" x 2-1/2" A-36 flat steel bar legs and die-formed feet with 25/32" dia. anchor holes. Seat brackets are constructed of 3/8" x 2-1/2" A-36 flat steel bar, die-formed for shape and reinforcement, with holes to mount eight 3" x 4" timbers. The end frames include a welded-on circular armrest formed from 1/4" x 2-1/2" A-36 flat steel bar.
- **Model B32-4** is a nom. 4 ft. in length.
- Bench is designed to be permanently surface mounted using 25/32" dia. holes provided in each frame foot for use with concrete anchors (anchors not included).
- **Standard:** Frames are finished in Black powder coat (indicated by "/CB" in model no., e.g. B32/CB-4PC34).
- **Standard:** Seat is made of 100% Recycled Plastic molded into 3" x 4" nominal sized timbers with solid Cedar color (indicated by "PC" in model no., e.g. B32/CB-4PC34) formed throughout and a U.V. stabilizer added for ultra-violet protection. All timbers is precision drilled for assembly and all edges have a molded 3/8" radius with a bullnose profile timber used on top and front positions.
- All fasteners are provided for assembly.
- **Optional:** Color choices of powder coated steel frame components. For optional colors choices see Specification Bulletin #SPC-CO-001.
- **Optional:** Frames are hot dip galvanized after fabrication to ASTM-A123 to maintain an average zinc coating of 2.0 oz. per sq. ft. of surface area. (To specify, change "/CB" in model no. to "/G", e.g. B32/G-4PC34.)
- **Optional:** Color choices of Recycled Plastic components. For optional colors choices see Specification Bulletin #SPC-CO-001.
- **NOTE:** All contour benches using lumber or recycled plastic seat timbers that include a custom plaque or engraving may use lag bolts to attach the timbers to the bench frame (*instead of carriage bolts*).

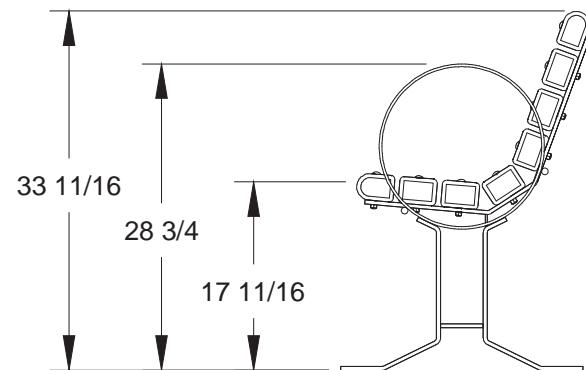
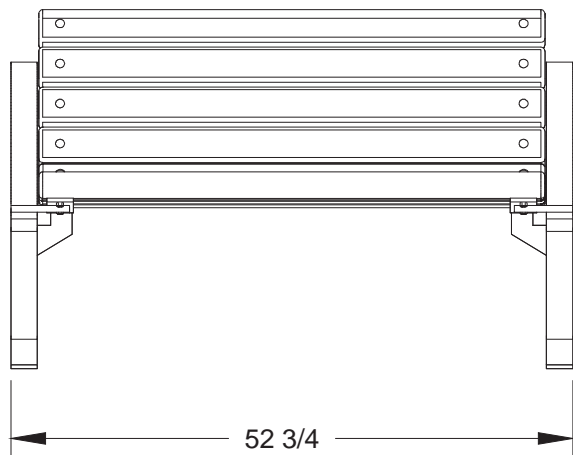
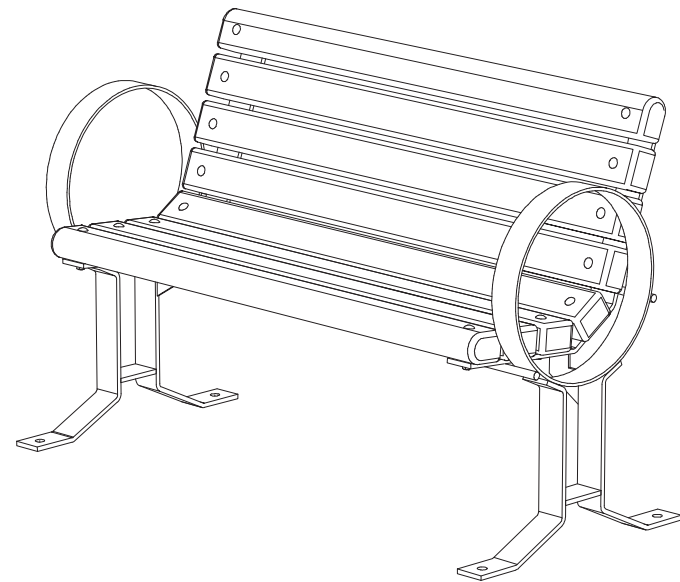
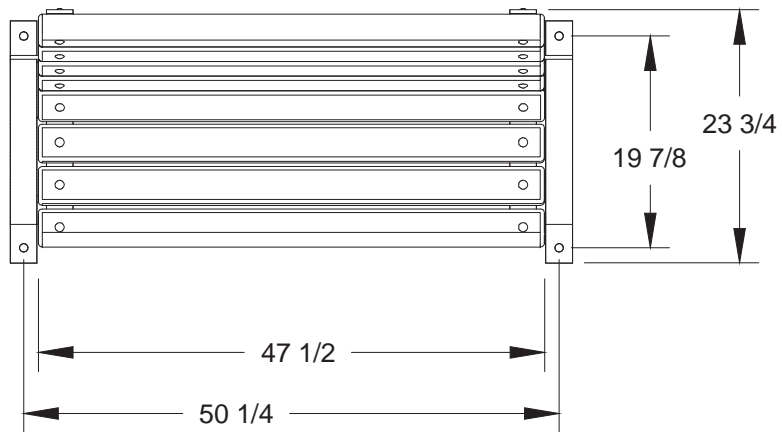
#### **AVAILABLE OPTIONS**

**Powder Coat Finish in choice of colors or Hot Dip Galvanized steel frame components**  
**Choice of colors of Recycled Plastic**  
**Custom Lettering and Plaques available (call for details)**

**RJ Thomas Mfg. Co., Inc.**

PO Box 946 • Cherokee, IA 51012-0946 • PH: 712-225-5115 • 800-762-5002 • FAX: 712-225-5796  
E-mail: pilotrock@rjthomas.com • Web Site: <https://www.pilotrock.com>

© 2022 RJ Thomas Mfg. Co., Inc. PILOT ROCK® Park Products is a registered trademark of RJ Thomas Mfg. Co., Inc.



ALL DIMENSIONS IN INCHES

ALL DIMENSIONS IN INCHES

**RJThomas Mfg. Co., Inc.**  
P.O. Box 946 • Cherokee, IA 51012-0946

DRAWN BY  
**WWM**

TITLE **GREY CREEK SERIES MODEL B32 4 FOOT CONTOUR SURFACE  
MOUNT BENCH WITH 3" X 4" RECYCLED PLASTIC TIMBERS**

DATE **06-07-21**

DWG. NO. **AI-1525**