

Model PWRB 4, 6, and 8 Foot Portable or Surface Mount Contour Bench with Lumber Timbers



Model PWRB/G-6CO34 6 Ft. Portable/Surface Mount Bench
with Hot Dip Galvanized Frames
and Construction Heart Redwood 3" x 4" timbers.

- **Sturdy, formed and welded steel construction**
- **Contour design with Bull-nosed top and front timbers**
- **Precision drilled Hardwood 3" x 4" Timbers**
- **Quality construction throughout**

SPECIFICATIONS:

- **Model PWRB Series** end frames are one-piece welded construction with 2-1/2" x 2-1/2" square steel post. Seat brackets are constructed of 3/8" x 4" A-36 flat steel bar, die-formed for shape and reinforcement, to mount eight 3" x 4" timbers. A welded-on foot of formed 3/8" x 4" A-36 flat steel bar provides two 25/32" holes for anchoring to hard surfaces (anchor bolts not included).
- **Model PWRB/G-4** is a nom. 4 ft. in length.
- **Model PWRB/G-6** is a nom. 6 ft. in length.
- **Model PWRB/G-8** is a nom. 8 ft. in length.
- **Standard:** All steel frame components are hot-dip galvanized after fabrication to ASTM-A123 to maintain an average zinc coating of 2.0 oz. per sq. ft. of surface area (indicated by "/G" in model no., e.g. PWRB/G-4TP).
- **Standard:** Lumber is Construction Heart Redwood 3" x 4" nominal sized timbers (indicated by "CO34" in model no., e.g. PWRB/G-4CO34). All lumber is surface planed on all four sides; precision drilled for assembly; and has all exposed edges removed to a 3/8" radius. Top and front timbers have a bull-nose radius on outside edges.
- All fasteners are provided for assembly.
- **Optional:** Color choices of powder coated steel frame components. For optional colors choices see Specification Bulletin #SPC-CO-001.
- **NOTE:** All contour benches using lumber or recycled plastic seat timbers that include a custom plaque or engraving may use lag bolts to attach the timbers to the bench frame (*instead of carriage bolts*).

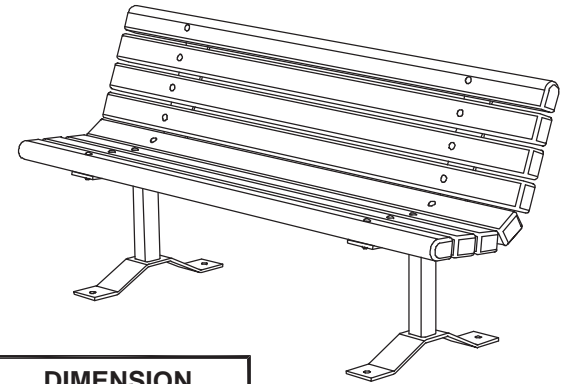
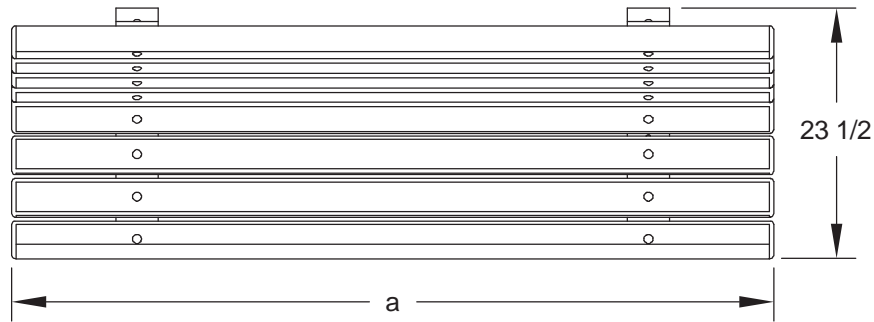
AVAILABLE OPTIONS

- **4', 6', or 8' models**
- **Powder Coat Finish in choice of colors for steel frame components**
- **Custom Plaques available (call for details)**
- **Armrests**

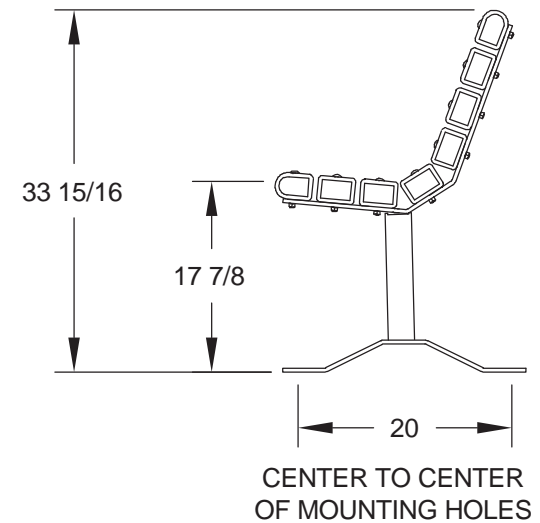
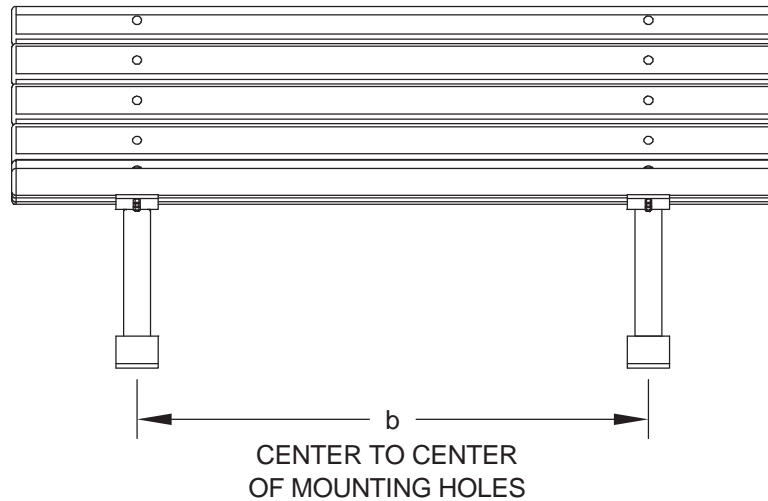
RJ Thomas Mfg. Co., Inc.

PO Box 946 • Cherokee, IA 51012-0946 • PH: 712-225-5115 • 800-762-5002 • FAX: 712-225-5796
E-mail: pilotrock@rjthomas.com • Web Site: <https://www.pilotrock.com>

© 2022 RJ Thomas Mfg. Co., Inc. PILOT ROCK® Park Products is a registered trademark of RJ Thomas Mfg. Co., Inc.



MODEL NUMBER	DIMENSION	
	a	b
PWRB-4	47-1/2	36
PWRB-6	71-1/2	48
PWRB-8	95-1/2	68



ALL DIMENSIONS IN INCHES

RJThomas Mfg. Co., Inc.
P.O. Box 946 • Cherokee, IA 51012-0946

DRAWN BY
WWM

TITLE MODEL PWRB 4, 6, AND 8 FOOT PORTABLE/SURFACE MOUNT CONTOUR BENCH
WITH 3" X 4" LUMBER TIMBERS

DATE 9-04-08

DWG. NO. **AI-1656**