

**Model TPT Twin Pedestal Table
6 and 8 Foot Embedded Mount
with Aluminum Top and Seats**



Model TPT/CW-6AL embedded mount twin pedestal table with brown powder coated frames, 6 ft. long with clear anodized aluminum top and seats.

- **Permanent installation prevents theft**
- **Twin pedestal design allows easier cleaning under table**
- **Frames are hot-dip galvanized after fabrication for superior corrosion resistance**
- **Structurally reinforced extruded Aluminum top and seats with clear anodized finish**

SPECIFICATIONS:

- **TPT Series** table frames are a one piece welded construction fabricated from a 1/8" wall x 4" x 4" square tube vertical post with two 3/16" wall x 2-1/2" x 2-1/2" horizontal seat support arms with 2" x 3" x 3/16" A-36 structural grade steel angles for attaching the seats and top. Exposed ends of square tubing are permanently sealed with welded-on steel end caps. Frames are designed to be embedded in a concrete footing.
- **Model TPT/G-6** is a nominal 6 ft. long.
- **Model TPT/G-8** is a nominal 8 ft. long.
- Nominal table height is 31-3/8". Nominal seat height is 17-3/4".
- **Standard:** All steel frame components are hot-dip galvanized after fabrication to ASTM-A123 to maintain an average zinc coating of 2.0 oz. per sq. ft. of surface area (indicated by "/G" in model no., e.g. TPT/G-6AL).
- Aluminum is extruded 6063-T6 aluminum alloy in planks with dimensions equivalent to that of 2" x 10" nominal sized lumber. The plank design is 1-3/4" x 9-5/8" with four structural reinforcement ribs for greater rigidity. Aluminum planks are provided with a clear anodized finish as per anodizing specification 204 R1. Aluminum clips to fasten planks to frames are included.
- Channel end caps are of extruded 6063-T6 aluminum alloy provided with a clear anodized finish as per anodizing specification 204 R1. End caps are press fitted over ends of aluminum planks and mechanically fastened in place at the factory.
- Table top is assembled into single unit at the factory with one-piece end caps across each end.
- All galvanized fasteners are provided for assembly.
- **Optional:** All steel frame components have powder coat finish. See Specification Bulletin #SPC-CO-001.
- **Optional:** Aluminum top and seats have powder coat finish in a choice of colors. See Specification Bulletin #SPC-CO-001.
- **Optional:** Frames shall be provided with a 3/8" x 10" x 10" steel base plate to bolt table to existing concrete pad. To specify add /P after the TPT in the model no., e.g. TPT/P/G-6AL. (Anchor bolts not included.)

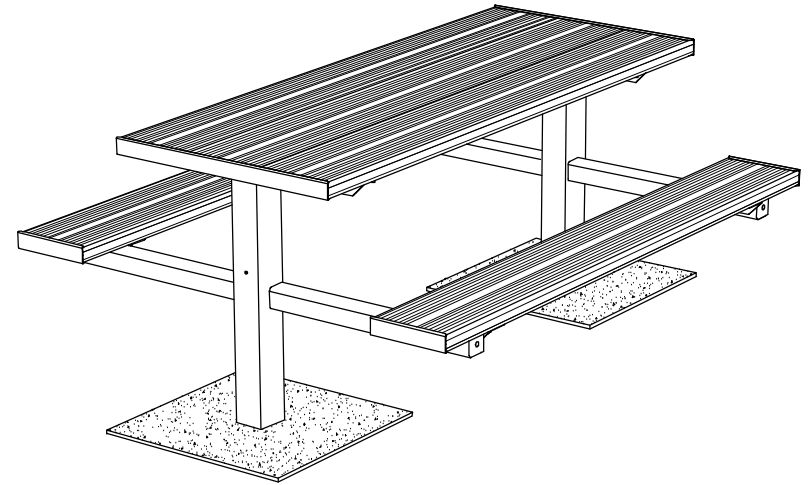

AVAILABLE OPTIONS

- **6' or 8' lengths**
- **Choice of colors of powder coat finish on steel frame components**
- **Powder coat finish in choice of colors on aluminum top and seats**
- **Surface mount base plate**

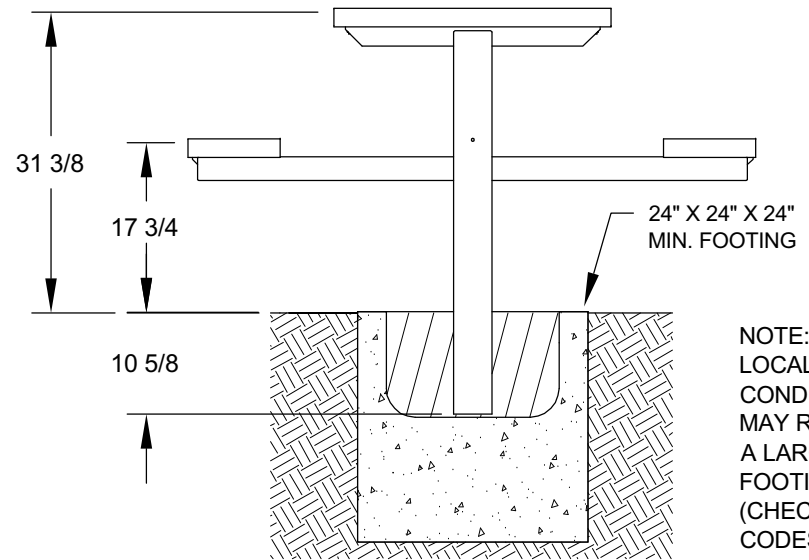

RJ Thomas Mfg. Co., Inc.

PO Box 946 • Cherokee, IA 51012-0946 • PH: 712-225-5115 • 800-762-5002 • FAX: 712-225-5796
E-mail: pilotrock@rjthomas.com • Web Site: <http://www.pilotrock.com>

© 2008 RJ Thomas Mfg. Co., Inc. PILOT ROCK® Park Products is a registered trademark of RJ Thomas Mfg. Co., Inc.



MODEL	DIMENSION	
	a	b
TPT-6	71 15/16	59 3/4
TPT-8	96	78



NOTE:
LOCAL SOIL
CONDITIONS
MAY REQUIRE
A LARGER
FOOTING
(CHECK LOCAL
CODES)

ALL DIMENSIONS IN INCHES

RJThomas Mfg. Co., Inc.
P.O. Box 946 • Cherokee, IA 51012-0946

DRAWN BY
WWM

TITLE TPT SERIES TWIN PEDESTAL 6 AND 8 FOOT EMBEDDED MOUNT TABLE
WITH ALUMINUM TOP AND SEAT PLANKS

DATE 2-11-10

DWG. NO. **AI-1917**