



Model WPTS/CY-8DW Universal accessible portable rectangular table, 8 ft. long with yellow powder coated frames and brown thermo-plastic coated D-Type expanded steel top and seats

- **Nontip, nontrip, walk-through design, wheelchair accessibility at each end**
- **Full capacity seating when wheelchairs are not in place**
- **All welded end frames are fabricated from 3" x 6" rectangular and 2-1/2" square steel tubing**
- **Diagonal braces align and strengthen entire table**
- **Frames are hot dip galvanized after fabrication for superior corrosion resistance**
- **Thermo-plastic coating heat fused to expanded steel top and seats for durability**
- **Thermo-plastic coating formulated with U.V. stabilizers for ultraviolet protection**

AVAILABLE OPTIONS

- **6' or 8' lengths**
- **Powder Coat Finish in choice of colors on steel frame components**
- **Choice of colors of thermo-plastic coating**

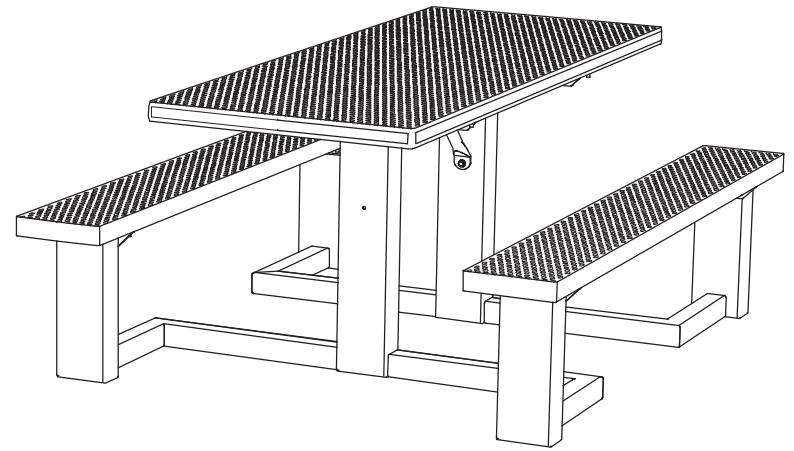
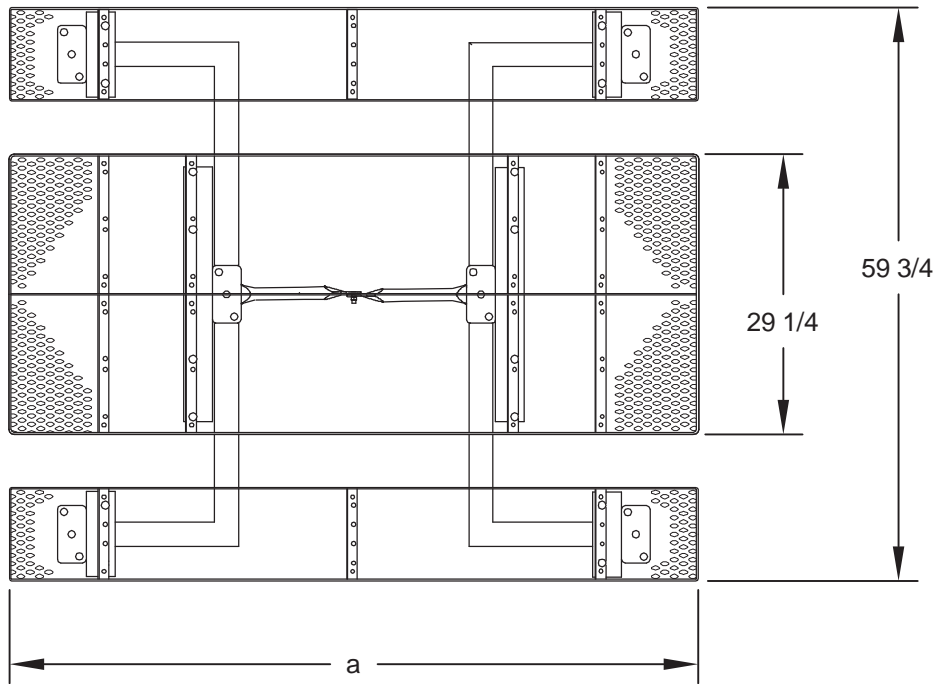
SPECIFICATIONS:

- **WPTS Series** end frames are one-piece welded construction, fabricated from 3" x 6" x 1/8" wall rectangular steel tube top and seat supports connected by 2-1/2" x 1/8" wall square tube with 2" x 2" x 3/16" die-formed steel angle for attaching seats and tops.
- Model WPTS frame design provides the ADA recommended wheelchair clearances under the table top of: 30" wide, 27" high and 24" total knee and toe clearance (19" knee + 5" toe) at each end of the table while maintaining full seating capacity of the table.
- Frame design incorporates nontip, nontrip, walk-through features.
- **Model WPTS/G-6** is nom. 6 ft. long, wheelchair accessible both ends with ADA compliant knee/toe clearance.
- **Model WPTS/G-8** is nom. 8 ft. long, wheelchair accessible both ends with ADA compliant knee/toe clearance.
- Nominal table height is 31-1/2". Frame design provides a nominal 28" of clearance from ground level to the underside of table. Nominal seat height is 18".
- Frames are supported by diagonal braces of 1-5/16" O.D. x 14 ga. wall steel pipe connected to the table top.
- All fasteners are provided for assembly.
- **Standard:** All steel frame components are hot-dip galvanized after fabrication to ASTM-A123 to maintain an average zinc coating of 2.0 oz. per sq. ft. of surface area (indicated by "/G" in model no., e.g. WPTS/G-6DW).
- **D-Type** table top and seats are each a one-piece welded construction, fabricated from a 3/4-#9 expanded steel surface with 2" roll-formed 14 ga. steel vertical edges on all sides and reinforced by a strap and die-formed angle substructure. Substructure includes all mounting holes for easy assembly of table.
- **Standard:** All steel surfaces of the top and seats are covered with a thermo-plastic coating in a Brown color (indicated by "DW" in model no., e.g. WPTS/G-6DW). The UV-stabilized thermo-plastic coating is applied in a multi step process of material preparation and finish application designed to permanently heat fuse and bond the finish to the steel. The thermo-plastic polyethylene finish is impact resistant, does not support mold or mildew, and the textured matte surface is less susceptible to marring and scuffing.
- **Optional:** All steel frame components have powder coat finish. See Specification Bulletin #SPC-CO-001.
- **Optional:** Color choices of Thermo-plastic coated steel components. See Specification Bulletin #SPC-CO-001.
- **U.S. Patent Nos. D489,539; D490,992; D493,291; D496,799; D497,262; 6,918,630**

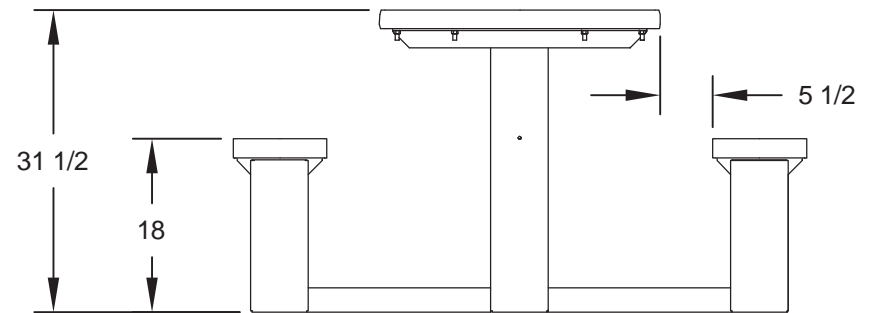
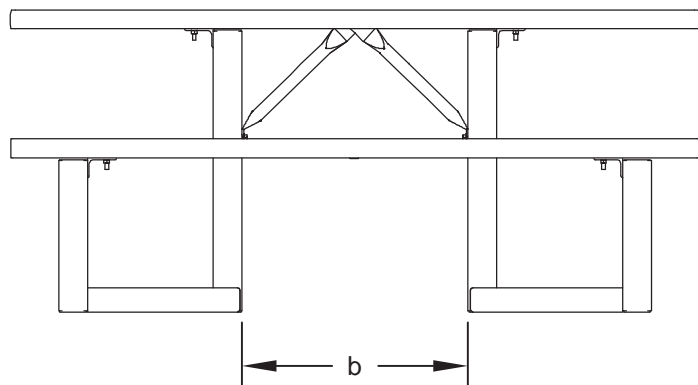
RJ Thomas Mfg. Co., Inc.

PO Box 946 • Cherokee, IA 51012-0946 • PH: 712-225-5115 • 800-762-5002 • FAX: 712-225-5796
E-mail: pilotrock@rjthomas.com • Web Site: <https://www.pilotrock.com>

© 2021 RJ Thomas Mfg. Co., Inc. PILOT ROCK® Park Products is a registered trademark of RJ Thomas Mfg. Co., Inc.



Model Number	DIMENSION	
	a	b
WPTS-6	72	23 1/2
WPTS-8	96	41 3/4



ALL DIMENSIONS IN INCHES

RJThomas Mfg. Co., Inc.
P.O. Box 946 • Cherokee, IA 51012-0946

DRAWN BY
WWM

TITLE WPTS SERIES 6 AND 8 FOOT UNIVERSAL ACCESS RECTANGULAR TABLE WITH
THERMO-PLASTIC COATED D-TYPE EXPANDED STEEL TOP AND SEATS

DATE 6-08-10

DWG. NO. **AI-1946**