



Model APT/G-6PR 6 ft. embedded mount multi pedestal rectangular table with hot dip galvanized frame and red recycled plastic top and seat planks

- **Permanent embedded mounting**
- **Nontrip, walk-through design**
- **Sturdy 3" x 6" rectangular steel tube pedestals**
- **Frames are hot-dip galvanized after fabrication for superior corrosion resistance**
- **100% Recycled Plastic Seat and Top Planks with solid color and U.V. stabilizer for ultraviolet protection**
- **Pregalvanized steel channel reinforcements under seats and table top**
- **Die-formed center channel under table top to support and align top planks**
- **Quality construction throughout**

SPECIFICATIONS:

- **APT Series** Table top and seat end frames are one-piece welded construction, fabricated from 3" x 6" x 1/8" wall rectangular structural steel tubing with 2" x 2" x 3/16" A-36 structural grade steel angle for attaching the seats and tops. Exposed ends of rectangular tubing are permanently sealed with welded-on steel end caps. Frames are designed to be embedded in a concrete footing.
- **Model APT/G-6** has a nominal length of 72".
- **Model APT/G-8** has a nominal length of 96".
- Nominal table height is 32". Nominal seat height is 18-1/2".
- All fasteners are provided for assembly.
- **Standard:** All frame components are hot-dip galvanized after fabrication to ASTM-A123 to maintain an average zinc coating of 2.0 oz. per sq. ft. of surface area (indicated by "/G" in model no., e.g. APT/G-6PC).
- **Standard:** Tops and seats are made of 100% Recycled Plastic molded into 2" x 10" nominal sized planks with solid Cedar colored (indicated by "PC" in model no., e.g. APT/G-6PC) formed throughout and a U.V. stabilizer added for ultra-violet protection.
- Recycled Plastic table top and seat planks are supported by pregalvanized steel subframe channels.
- **Optional:** 100% Recycled Plastic top and seat planks are available in a choice of optional colors. For optional colors choices see Specification Bulletin #SPC-CO-001.
- **Optional:** Color choices of powder coated steel frame components. For optional colors choices see Specification Bulletin #SPC-CO-001.
- **Optional:** Frames are be provided with a 3/8" x 8" x 8" steel base plate to bolt table to existing concrete pad. To specify add "/P" after the "APT" in the model no., e.g. APT/P/G-6PC. (Anchor bolts not included.)

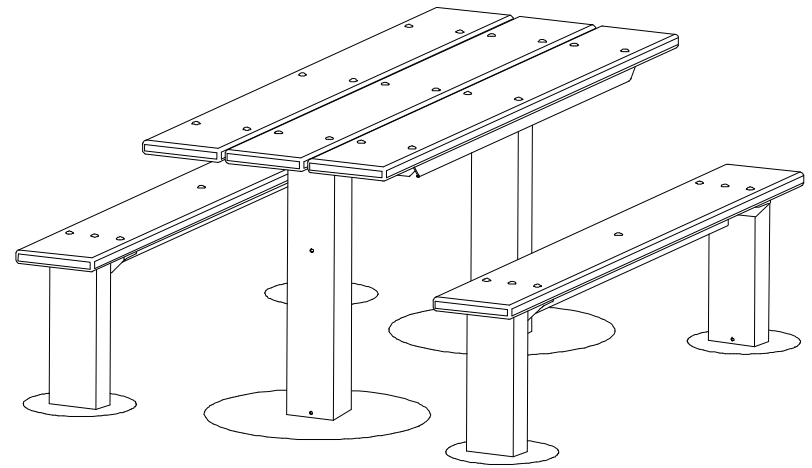
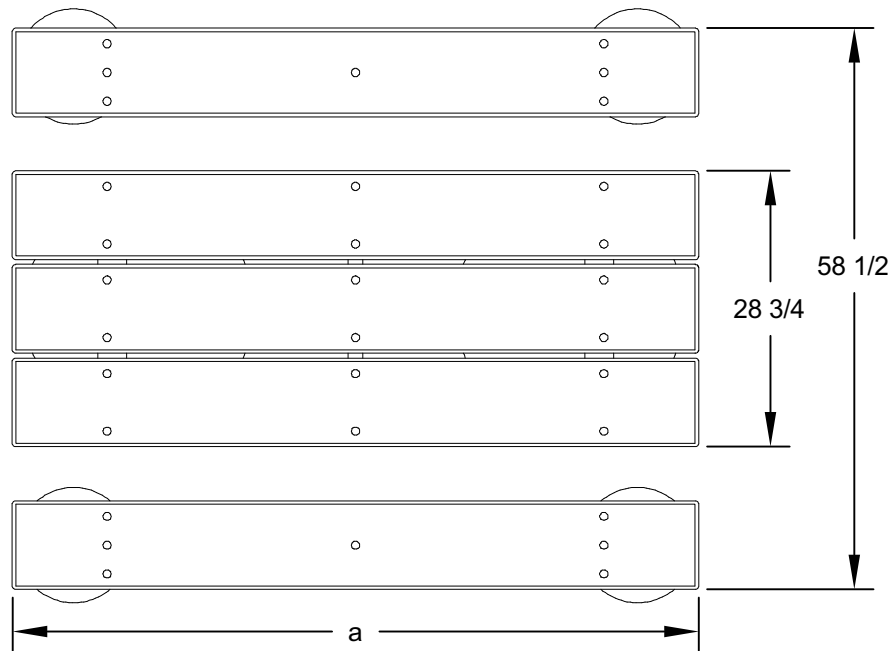
AVAILABLE OPTIONS

- 6' or 8' lengths
- Choice of colors of Powder Coat Finish for steel frame components
- Choice of colors of recycled plastic
- Surface mount base plate

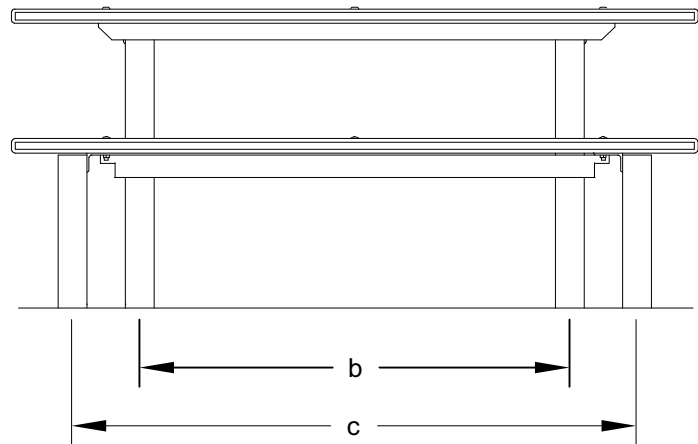
RJ Thomas Mfg. Co., Inc.

PO Box 946 • Cherokee, IA 51012-0946 • PH: 712-225-5115 • 800-762-5002 • FAX: 712-225-5796
E-mail: pilotrock@rjthomas.com • Web Site: <http://www.pilotrock.com>

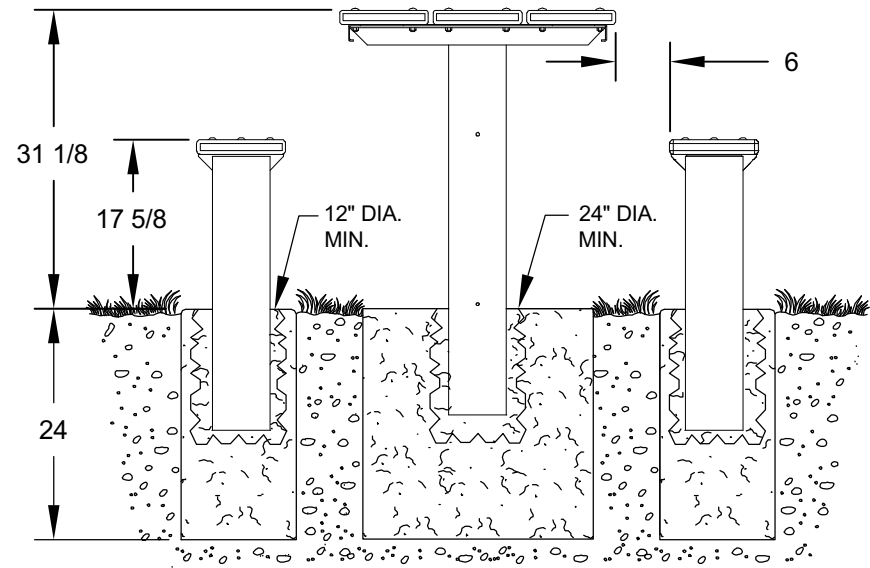
© 2008 RJ Thomas Mfg. Co., Inc. PILOT ROCK® Park Products is a registered trademark of RJ Thomas Mfg. Co., Inc.



MODEL NUMBER	DIMENSION		
	a	b	c
APT-6	71-1/2	44-3/4	58-3/4
APT-8	95-1/2	63	77



NOTE:
LOCAL SOIL
CONDITIONS
MAY REQUIRE
A LARGER
FOOTING
(CHECK LOCAL
CODES)



ALL DIMENSIONS IN INCHES

RJThomas Mfg. Co., Inc.
P.O. Box 946 • Cherokee, IA 51012-0946

DRAWN BY
WWM

TITLE APT SERIES 6 AND 8 FOOT EMBEDDED MOUNT RECTANGULAR
MULTI PEDESTAL TABLE WITH RECYCLED PLASTIC TOP AND SEAT PLANKS

DATE 1-14-10

DWG. NO. **AI-1774**