



*Model B31C/G-8CO34 8 Ft. Embedded Mount Bench
with Hot Dip Galvanized Frames
and Construction Heart Redwood 3" x 4" Timbers.*

- **Comfortable seat design may be accessed from either side**
- **Wide, comfortable armrest loops integrated into end frames**
- **Sturdy, formed and welded steel frame construction**
- **Powder Coat or Hot Dip Galvanized frame finish**
- **Precision drilled Hardwood 3" x 4" Timbers**
- **Quality construction throughout**

SPECIFICATIONS:

- **Model B31C Series** end frames are one-piece welded construction with 3/8" x 2-1/2" A-36 flat steel bar legs. Seat brackets are constructed of 3/8" x 2-1/2" A-36 flat steel bar with holes to mount four 3" x 4" timbers. The end frames include a welded-on circular armrest formed from 1/4" x 2-1/2" A-36 flat steel bar.
- **Model B31C-8** is a nom. 8 ft. in length.
- Bench is designed to be permanently anchored by embedding bench legs in concrete footings.
- Bench is provided with a center frame for additional support (indicated by "B31C" in model no., e.g. B31C/CB-8CO34). Center frame does not have armrest.
- **Standard:** Frames are finished in Black powder coat (indicated by "/CB" in model no., e.g. B31C/**CB**-8CO34).
- **Standard:** Lumber is Construction Heart Redwood 3" x 4" nominal sized timbers (indicated by "CO" in model no., e.g. B31C/CB-8**CO**34). All timbers are precision drilled for assembly and have all exposed edges removed to a 3/8" radius with a bullnose profile timber used on outside positions.
- All fasteners are provided for assembly.
- **Optional:** Color choices of powder coated steel frame components. For optional colors choices see Specification Bulletin #SPC-CO-001.
- **Optional:** Frames are hot-dip galvanized after fabrication to ASTM-A123 to maintain an average zinc coating of 2.0 oz. per sq. ft. of surface area. (To specify, change "/CB" in model no. to "/G", e.g. B31C/**G**-8CO34).

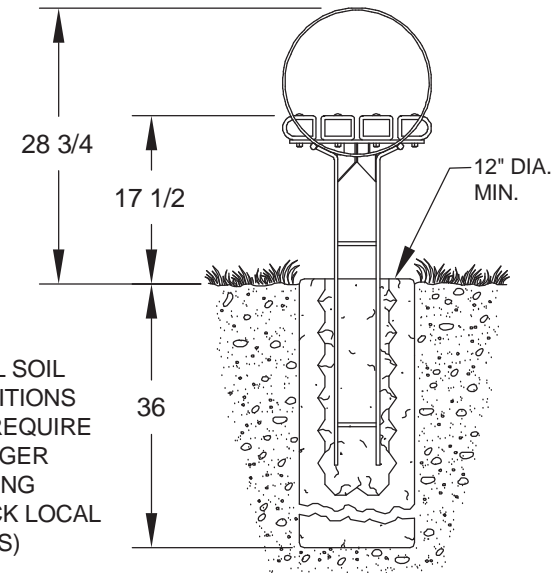
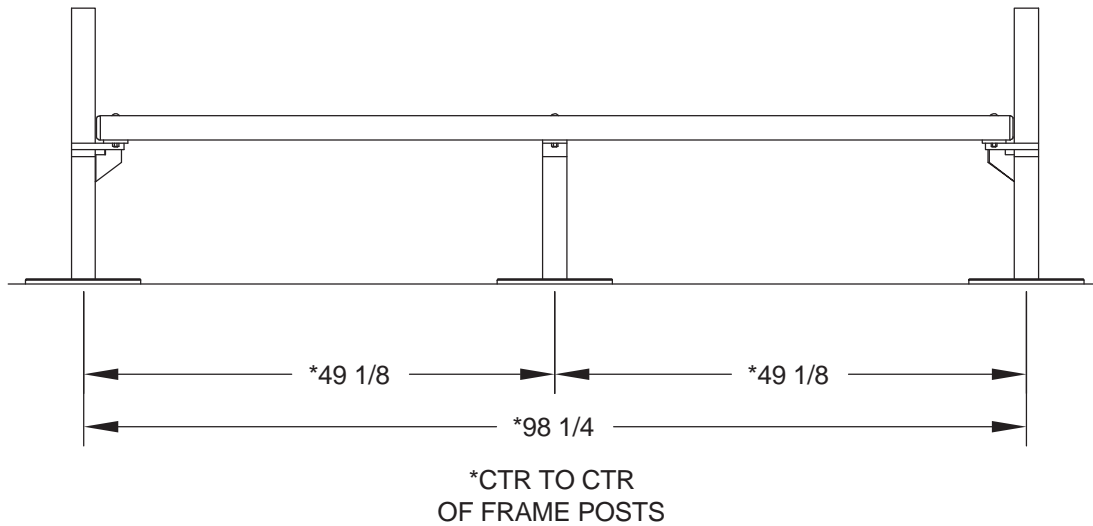
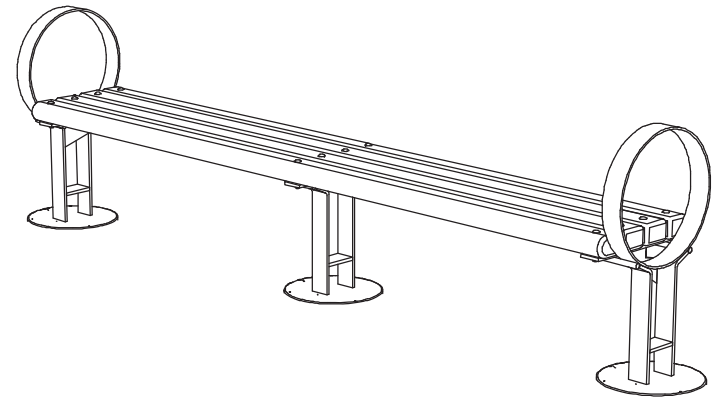
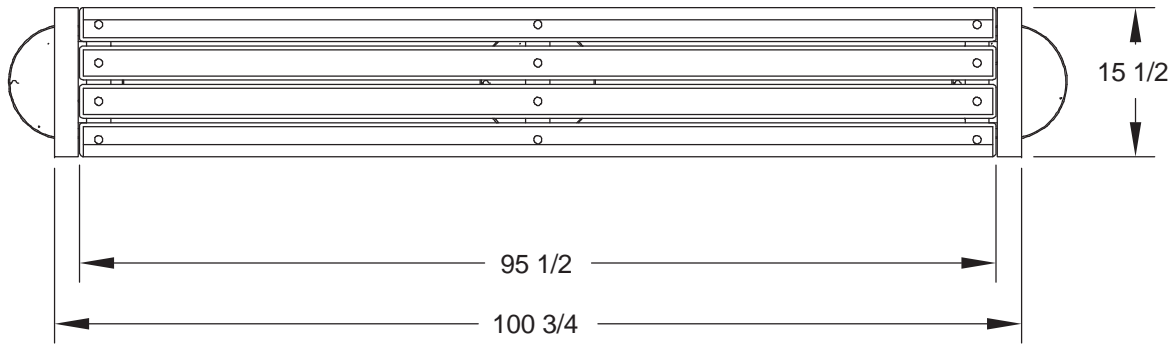
AVAILABLE OPTIONS

Powder Coat Finish in choice of colors or Hot Dip Galvanized steel frame components
Custom Plaques available (call for details)

RJ Thomas Mfg. Co., Inc.

PO Box 946 • Cherokee, IA 51012-0946 • PH: 712-225-5115 • 800-762-5002 • FAX: 712-225-5796
E-mail: pilotrock@rjthomas.com • Web Site: <https://www.pilotrock.com>

© 2022 RJ Thomas Mfg. Co., Inc. PILOT ROCK® Park Products is a registered trademark of RJ Thomas Mfg. Co., Inc.



ALL DIMENSIONS IN INCHES

RJThomas Mfg. Co., Inc.
P.O. Box 946 • Cherokee, IA 51012-0946

DRAWN BY
WWM

TITLE **GREY CREEK SERIES MODEL B31C 8 FOOT FLAT EMBEDDED MOUNT BENCH WITH
3" x 4" LUMBER TIMBERS**

DATE **8-29-08**

DWG. NO. **AI-1569**