



Model J-20 B2 Grill

- **Grate tips out of the way for fire building and cleaning**
- **Grate is permanently attached to the grill with retainer bars**
- **Four cooking height levels**
- **Grate supported at four points on three sides of the firebox**
- **Integral ash retainer flange combats heat warpage and prevents ashes from falling from the firebox**
- **Theft-proof base attachment**
- **Full 360° rotation for draft control**
- **Public use-type spring grips of coiled steel bar**
- **Economic design, quality construction**

AVAILABLE OPTIONS

Hot Plate Grate
2-3/8" O.D. Steel Pipe Base
Portable Disk Base
Bolt-down Base Plate Base
Swivel shelf

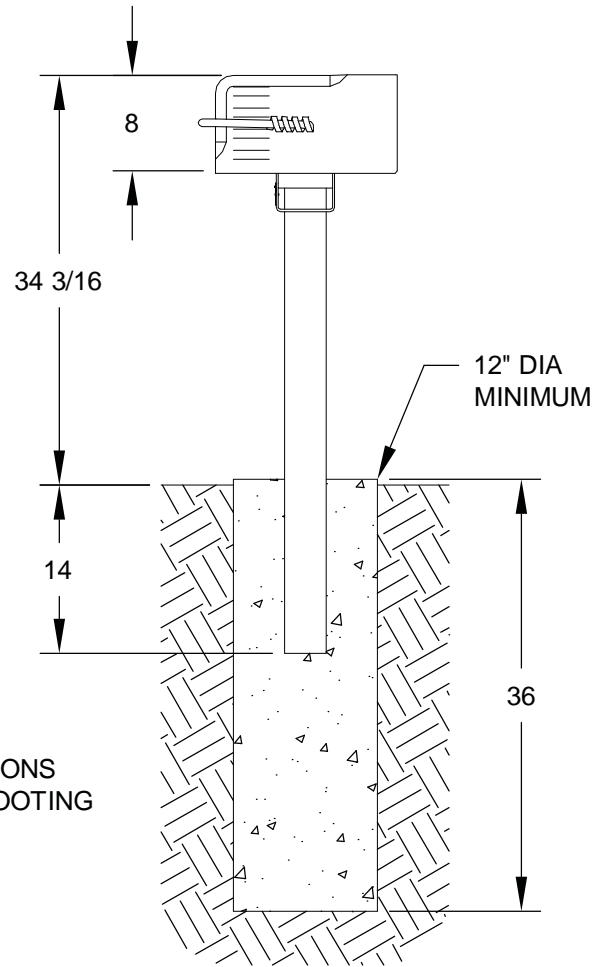
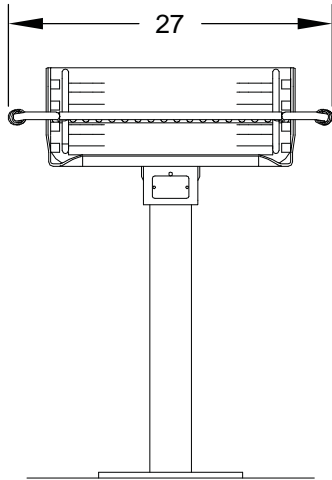
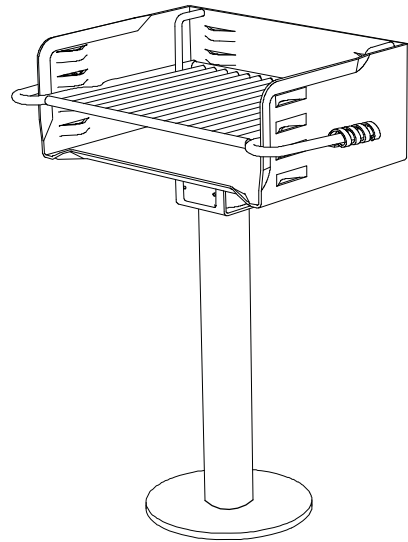
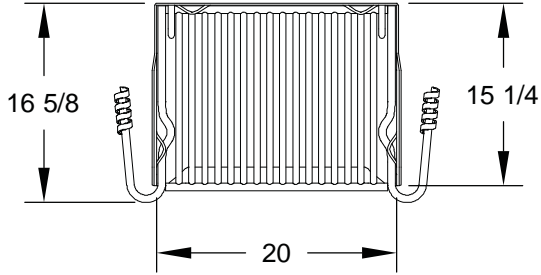
SPECIFICATIONS:

- **Model J-20 B2** has a 300 sq. in. grate that adjusts to 4 levels in a 15" x 20" firebox with 8" sides.
- Firebox and swivel mechanism are constructed entirely of 3/16" steel plate with integral ash flange die-formed into front edge of firebox to retain ashes and provide reinforcement. All exposed corners are rounded to 1-1/2" radius and all edge connections are entirely welded. Allowance for drainage is provided.
- Removal of grate from firebox is prevented by 2 steel retainer bars that allow grate to be tipped vertically for cleaning or fire building and prevent grate from falling into ashes.
- Grate is constructed from 5/8" dia. A-36 steel bar around the perimeter and handles and 1/2" dia. A-36 steel bars to provide the grate surface.
- Grate is provided with two substantially constructed spring coil grips suitable for public use made from 1/8" x 1/2" steel flat bar (not wire springs).
- Grill is permanently attached after base installation by means of absolutely theft-proof base attachment allowing continuous rotation of grill in either direction.
- **Standard:** Grill is supported by a 3-1/2" O.D., 40" long, steel pipe for permanent installation in concrete footing (indicated by **B2** in model no., e.g. J-20 **B2**).
- Entire unit is finished in high temperature, heat resistant, nontoxic black enamel.
- **Optional:** Cook grate includes 3/16" x 8" x 15" welded-in steel hot plate (in place of standard grate bars) on one side of the grate. (Add **/HP** to model no., e.g. J-20/**HP** B2.)
- **Optional:** Grill is provided with a 2-3/8" O.D. x 40" steel pipe base. Replace **"B2"** in model no. with **"B6"**, e.g. J-20 **B6**.
- **Optional:** Grill is provided with a bolt-down base plate base for hard surface mounting applications. Replace **"B2"** in model no. with **"B3"**, e.g. J-20 **B3**.
- **Optional:** Grill is provided with a portable disc base. Replace **"B2"** in model no. with **"B4"**, e.g. J-20 **B4**.
- **Optional: Model S6** 8" x 16" swivel shelf is available on 3-1/2" OD B2 or B3 base posts only. Shelf must be installed on base post before grill. Order as separate item.

RJ Thomas Mfg. Co., Inc.

PO Box 946 • Cherokee, IA 51012-0946 • PH: 712-225-5115 • 800-762-5002 • FAX: 712-225-5796
E-mail: pilotrock@rjthomas.com • Web Site: <http://www.pilotrock.com>

© 2019 RJ Thomas Mfg. Co., Inc. PILOT ROCK® Park Products is a registered trademark of RJ Thomas Mfg. Co., Inc.



NOTE: LOCAL SOIL CONDITIONS
MAY REQUIRE A LARGER FOOTING

ALL DIMENSIONS IN INCHES

RJThomas
Mfg. Co., Inc.
P.O. Box 946
Cherokee, IA 51012

TITLE **MODEL J-20 PARK GRILL - SHOWN WITH B2 BASE**

| | |
|----------|-----------------|
| DRAWN BY | WWM |
| DATE | 10-24-08 |
| DWG. NO. | AI-1401 |