



*Model T404/G-4DU Surface Mount, Single Pedestal, Round Table
with hot dip galvanized frames, with blue D-Type thermo-plastic coated
4 ft. dia. expanded steel top and curved seats.*

- **Bolt together, surface mount, single pedestal frame design**
- **Four curved seats accommodate eight adults**
- **Frames are hot dip galvanized after fabrication for superior corrosion resistance**
- **Thermo-plastic Coating heat fused to Expanded Steel Top and Seats for durability**
- **Thermo-plastic Coating formulated with U.V. stabilizers for ultraviolet protection**
- **Quality construction throughout**

AVAILABLE OPTIONS

- **Powder Coat Finish in choice of colors for steel frame components**
- **Choice of colors of Thermo-plastic Coating**
- **Umbrella**

SPECIFICATIONS:

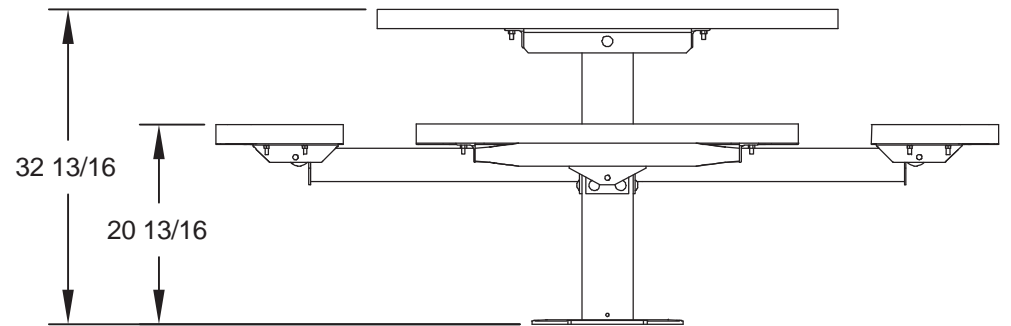
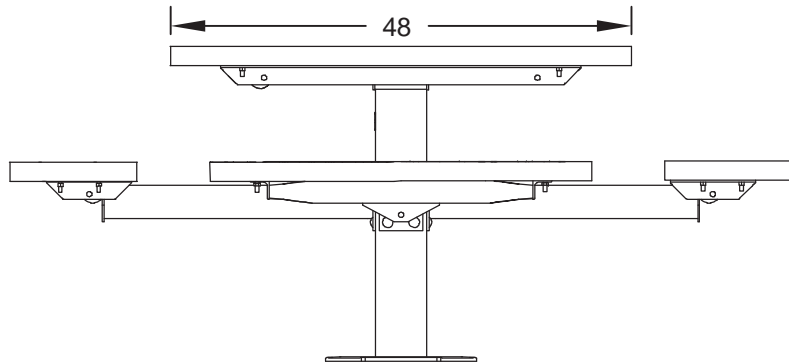
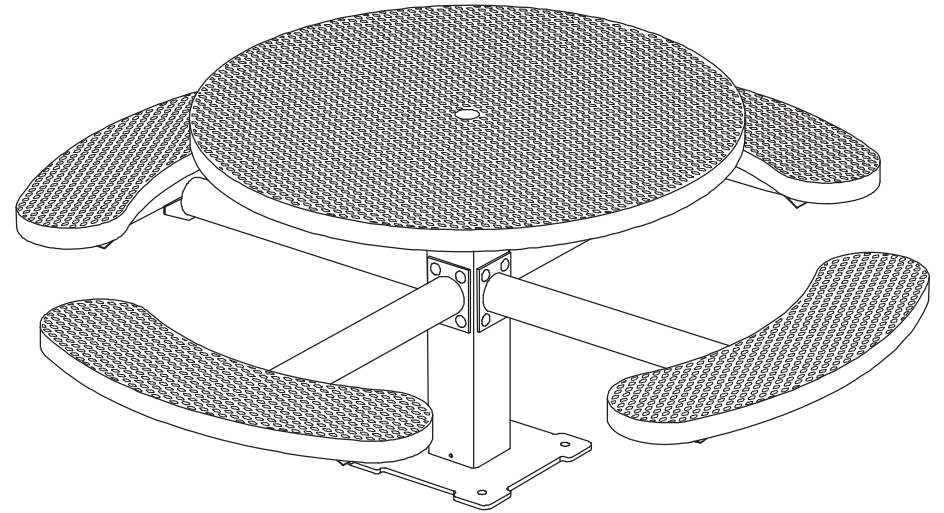
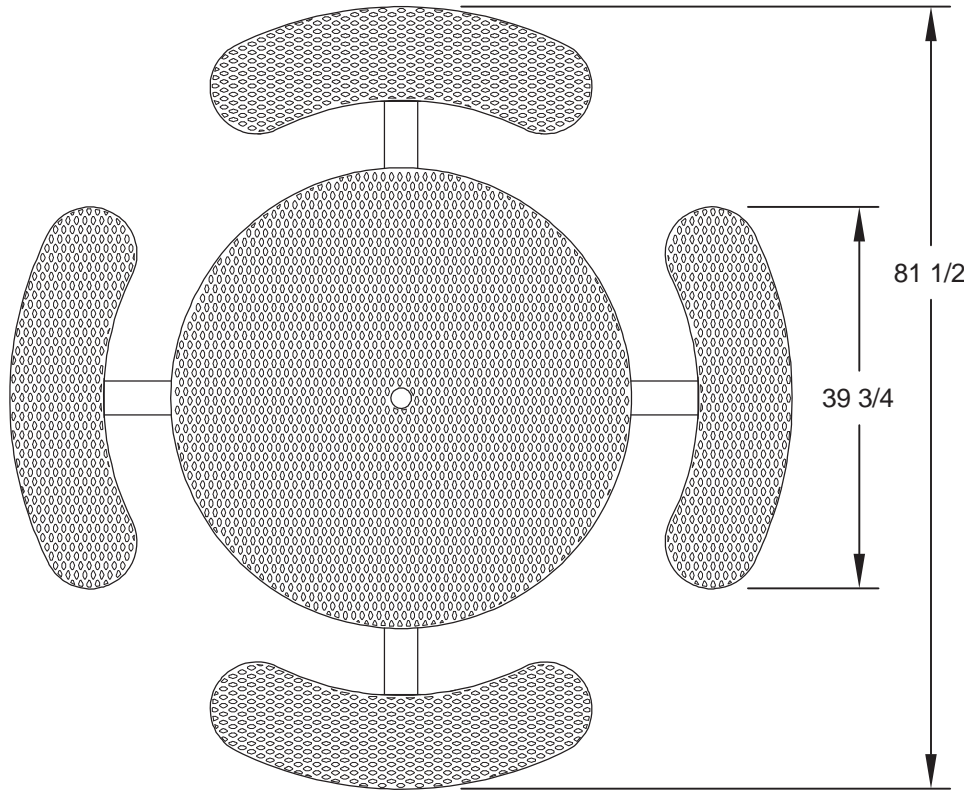
- **T400 Series** table top and seats are suspended from one centrally located 6" sq. x 7 ga. (3/16") wall steel post welded to a 3/8" x 15-3/4" x 15-3/4" steel base plate with four 25/32" holes for anchoring to hard surfaces (anchors not included). Each seat is supported by a 3-1/2" dia. steel tube designed to resist lateral torsion and deflection when fully loaded, a 2-3/8" dia. crossmember, and two 2" x 2" x 1/8" die formed steel angle mounts. The top is supported by a subframe of 7 ga. channel, two 2" x 2" x 1/8" die formed steel angle mounts, and 2-3/8" dia. reinforcing tube.
- Frame is designed in a theft-proof manner with all fasteners connected to the central post so that the carriage bolts extend into the central post and are nonremovable once the table is assembled.
- **Model T404/G-4** has a nom. 4 ft. diameter top. Curved seats are 39-3/4" long.
- Nominal table height is 32". Nominal seat height is 20".
- All fasteners are provided for assembly.
- **Standard:** All steel frame components are hot-dip galvanized after fabrication to ASTM-A123 to maintain an average zinc coating of 2.0 oz. per sq. ft. of surface area (indicated by "/G" in model no., e.g. T404/G-4DW).
- Table top and seats are each a one-piece welded construction, fabricated from a 3/4"-#9 expanded steel surface with 10 ga. x 2" roll-formed vertical edges on all sides and reinforced by a 10 ga. die-formed angle substructure. Substructure includes all mounting holes for easy assembly of table.
- Table top includes a reinforced center hole for installation of optional umbrella with 1-1/2" dia. pole.
- **Standard:** All steel surfaces of the top and seats are covered with a thermo-plastic coating in a Brown color (indicated by "DW" in model no., e.g. T404/G-4DW). The UV-stabilized thermo-plastic coating is applied in a multi step process of material preparation and finish application designed to permanently heat fuse and bond the finish to the steel. The thermo-plastic polyethylene finish is impact resistant, does not support mold or mildew, and the textured matte surface is less susceptible to marring and scuffing.
- **Optional:** Color choices of powder coated steel frame components. See Specification Bulletin #SPC-CO-001.
- **Optional:** Color choices of Thermo-plastic coated steel components. For optional colors choices see Specification Bulletin #SPC-CO-001.
- Wheelchair accessible models may be created by excluding one seat (Model T403) or two seats (Model T402).
- **Optional:** An umbrella is available. Please inquire for details.

RJ Thomas Mfg. Co., Inc.

PO Box 946 • Cherokee, IA 51012-0946 • PH: 712-225-5115 • 800-762-5002 • FAX: 712-225-5796

E-mail: pilotrock@rjthomas.com • Web Site: <https://www.pilotrock.com>

© 2023 RJ Thomas Mfg. Co., Inc. PILOT ROCK[®] Park Products is a registered trademark of RJ Thomas Mfg. Co., Inc.



ALL DIMENSIONS IN INCHES

RJThomas Mfg. Co., Inc.
P.O. Box 946 • Cherokee, IA 51012-0946

DRAWN BY
WWM

TITLE MODEL T404 SINGLE PEDESTAL SURFACE MOUNT ROUND TABLE
WITH D-TYPE THERMO-PLASTIC COATED EXPANDED STEEL
TOP AND CURVED SEATS

DATE 3-04-10

DWG. NO. AI-1667