

T600 Series Caterpillar Style 6, 8, and 10 Foot Rectangular Table with Aluminum Top and Seats



Model T604/CE-10AL 10 ft. Wheelchair Accessible Caterpillar style rectangular table with burgundy powder coated frames and anodized aluminum top and seats. Table provides access for a wheelchair at each end, one full length seat, and three short seats.

- **ADA compliant access for two wheelchairs**
- **Choice of seating configurations for full length or split seats**
- **All welded end frames are fabricated from 2-3/8" diameter steel pipe**
- **Die-formed center channel and diagonal braces align and strengthen entire table**
- **Frames are hot dip galvanized after fabrication for superior corrosion resistance**
- **Structurally reinforced extruded Aluminum Top and Seats with clear anodized finish**

SPECIFICATIONS:

- **T600 Series** end frames are one-piece welded construction, fabricated from 2.375" O.D. (2-3/8" O.D.) steel pipe to meet 2" nominal steel pipe size specifications with 2" x 2" x 3/16" A-36 structural grade steel angle attaching the seats and top. Welded mounting plates with 9/16" dia. holes allow table to be permanently anchored to hard surfaces. Anchors are included.
- Table frame design incorporates step-over or walk-through design depending on seat configuration. Short seats are supported by a 7 ga. steel plate bracket. Gap between seats allows walk-through access.
- Table provides ADA compliant access for a wheelchair at each end of the table: 30" wide, 19" deep, and 27" from ground to bottom of table top for knee space, and minimum 9" above ground extending a total of 24" deep for toe space.
- Nominal table height is 30". Nominal seat height is 18".
- Frames are supported by diagonal braces of 1-5/16" O.D. x 14 ga. wall steel pipe connected to a die-formed steel channel designed to align and provide attachment to the table top.
- All fasteners are provided for assembly.
- **Standard:** All steel frame components are hot-dip galvanized after fabrication to ASTM-A123 to maintain an average zinc coating of 2.0 oz. per sq. ft. of surface area (indicated by "/G" in model no., e.g. T602/G-6AL).
- Aluminum is extruded 6063-T6 aluminum alloy in planks with dimensions equivalent to that of 2" x 10" nominal sized lumber. The plank design is 1-3/4" x 9-5/8" with four structural reinforcement ribs for greater rigidity. Aluminum planks are provided with a clear anodized finish as per anodizing specification 204 R1. Aluminum clips to fasten planks to frames are included.
- Channel end caps are of extruded 6063-T6 aluminum alloy provided with a clear anodized finish as per anodizing specification 204 R1. End caps are press fitted over ends of aluminum planks and mechanically fastened in place at the factory.
- Table top is assembled into single unit at the factory with one-piece end caps across each end.
- **Optional:** Aluminum top and seats have powder coat finish in a choice of colors. See Specification Bulletin #SPC-CO-001.
- **Optional:** All steel frame components have powder coat finish. See Specification Bulletin #SPC-CO-001.

AVAILABLE OPTIONS

- **6, 8, or 10 ft. lengths**
- **Powder Coat Finish in choice of colors for steel frame components**
- **Powder Coat Finish in choice of colors on Aluminum top and seats**

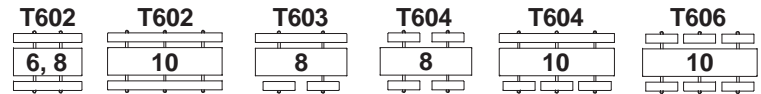
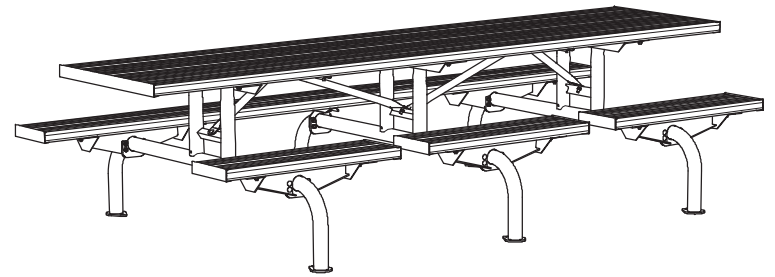
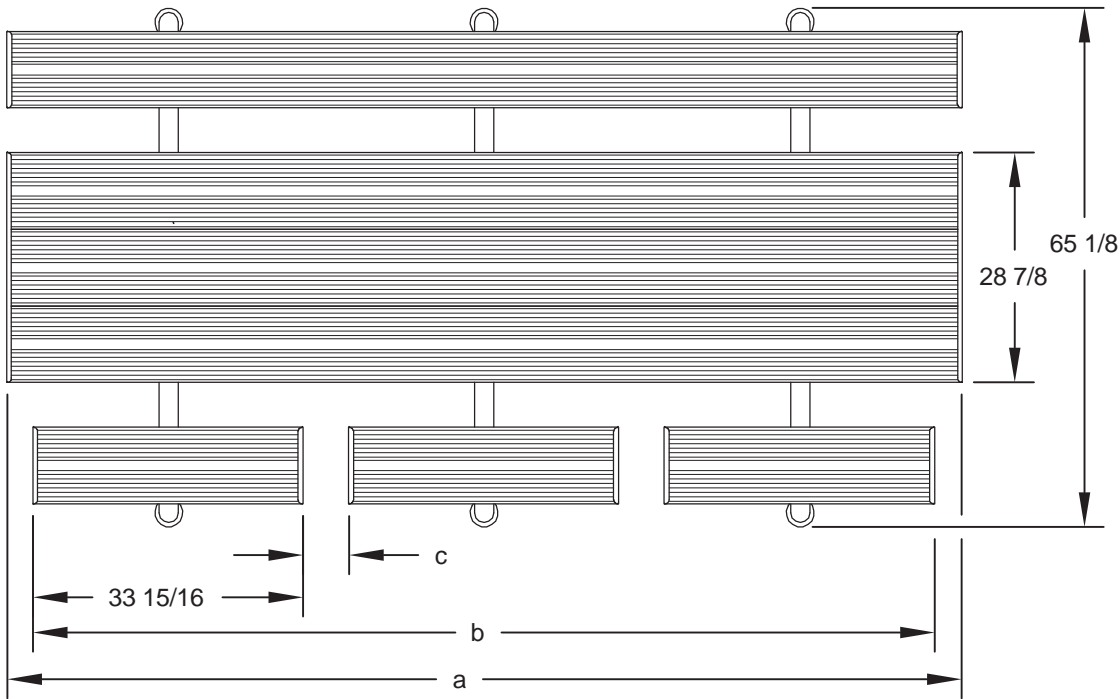
Available Lengths and Seat Arrangements

Model	Lgth./ft. (nom)	# of Frames	# of Full Seats	# of Short Seats
T602/G-6	6	2	(2) x 72"	None
T602/G-8	8	2	(2) x 96"	None
T602/G-10	10	3	(2) x 119-15/16"	None
T603/G-8	8	2	(1) x 96"	(2) x 33-15/16"
T604/G-8	8	2	None	(4) x 33-15/16"
T604/G-10	10	3	(1) x 119-15/16"	(3) x 33-15/16"
T606/G-10	10	3	None	(6) x 33-15/16"

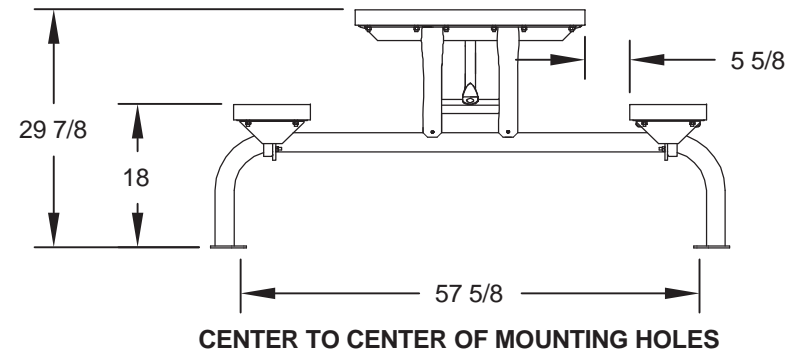
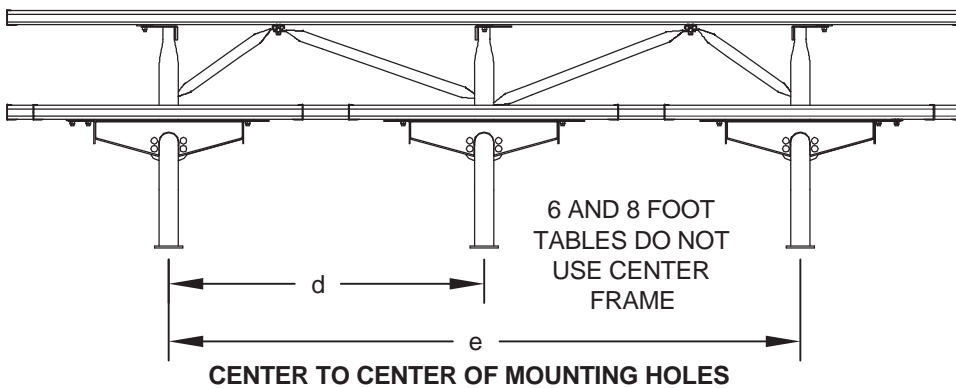
RJ Thomas Mfg. Co., Inc.

PO Box 946 • Cherokee, IA 51012-0946 • PH: 712-225-5115 • 800-762-5002 • FAX: 712-225-5796
 E-mail: pilotrock@rjthomas.com • Web Site: <https://www.pilotrock.com>

© 2022 RJ Thomas Mfg. Co., Inc. PILOT ROCK® Park Products is a registered trademark of RJ Thomas Mfg. Co., Inc.



Model Number	DIMENSION				
	a	b	c	d	e
T602-6	72	72	NA	NA	27 1/2
T602-8	96	96	NA	NA	45 3/4
T602-10	119 15/16	119 15/16	NA	39 9/16	79 1/8
T603-8	96	79 11/16	11 13/16	NA	45 3/4
T604-8	96	79 11/16	11 13/16	NA	45 3/4
T604-10	119 15/16	113 3/16	5 13/16	39 5/8	79 1/4
T606-10	119 15/16	113 3/16	5 13/16	39 5/8	79 1/4



ALL DIMENSIONS IN INCHES

RJThomas Mfg. Co., Inc.
P.O. Box 946 • Cherokee, IA 51012-0946

DRAWN BY
WWM

TITLE T600 SERIES CATERPILLAR STYLE 6, 8, AND 10 FOOT RECTANGULAR TABLE WITH ALUMINUM TOP AND SEATS

DATE 5-18-10

DWG. NO. AI-1942