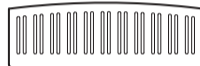

		<p>AMHERST BENCH - B100 Series (Catalog Page 10)</p>		
<p>Flat (B100 Series) or Contour (B102 Series) all steel, bolt-together Bench, portable/surface mount. 3/16" thick (7 ga.) steel seat and back sections, 2" x 10 ga. wall steel tube frames.</p>				
<p>Powder Coated Frames -Black standard */(CB)</p>				
Model No.	Length (ft.)	Material	Wt. (lbs.)	Price
B100/CB-6	6	All Steel, † Design 1 standard	118	\$638.00
B102/CB-6	6		180	\$951.00

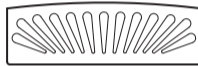
† For alternate designs specify Design 2, Design 3, Design 4, or Design 5:




Design 1 (standard)



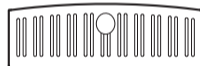
Design 2



Design 3



Design 4



Design 5 for round plaques

*See Pages 2 and 3 for optional Lumber species, material color options, and the character designators to specify those options in the Model Numbers.

RJThomas Mfg. Co., Inc.

P.O. Box 946 • Cherokee, Iowa 51012-0946 • **ORDERS Toll Free: 800-762-5002** • FAX: 712-225-5796 • 712-225-5115



FINISH, MATERIAL, and COLOR OPTIONS (Catalog Pages 41, 42 & 43)

FINISH	Specifications	Product Availability	COLOR selections and Model Number Designations
Heat Resistant Black Enamel Paint	Silicone based paint is lead and chrome free and especially formulated for Pilot Rock. The non-toxic, matte (low gloss) black enamel paint is high heat resistant, capable of enduring temperatures exceeding 750 degrees.	Grills, firerings, utility tables, shelves, grill covers, select grill accessories, and hot coal bins	Use "/B" in the model numbers. Example: ULT/ B -1 for a Black Enamel painted ULT Series Utility Table. Exceptions: grills and firerings are normally finished in Black enamel paint and the model numbers do not include the "/B" designator.
Hot-Dip Galvanized Finish	Applied after fabrication and welding to ASTM-A123 specifications to maintain average zinc coating of 2.0 oz. per sq. ft. of surface area	Select bench and table frame components, lantern holders, trash receptacle holder components, bike racks, and some grill models	Use "/G" in the model numbers. Example: XT/ G -6UP for Hot-Dip Galvanized XT Series table frames.
Powder Coat Finish	Baked on, lead-free, TGIC polyester powder coat paint finish applied in a multi-step process of material preparation and finish application. Chemically bonded to the metal substrate in 400 degree industrial oven to a 3 mil thick coating.	Steel components on select benches, tables, lantern holders, trash receptacle holder components, and bike racks	For Steel Components use: "/CU" for Blue "/CB" for Black "/CN" for Green "/CW" for Brown "/CY" for Yellow "/CR" for Red "/CA" for Gray "/CE" for Burgundy Example: XT/ CU -6UP for XT table frames powder coated Blue.
		Mill finish Aluminum Planks on select benches and tables. See Aluminum specifications on Page 3.	For Aluminum Planks use: "AU" for Blue "AB" for Black "AN" for Green "AW" for Brown "AY" for Yellow "AR" for Red "AA" for Gray "AE" for Burgundy Example: XT/ G-6AR for Aluminum planks powder coated Red on XT table frames.
Thermo-plastic Coating	UV-stabilized, PVC and Phthalate free, textured matte finish, colored polyethylene powder applied to steel components in a multi-step process of material preparation and finish application. Fused and bonded to steel heated to 500 - 600 degrees and baked at high temperatures to cure the coating.	Select bench and table frame components, and trash receptacles constructed with expanded steel, perforated steel, and cut plate steel.	For Cut Steel Components use: "SP/TB" for Black "SP/TU" for Blue "SP/TW" for Brown "SP/TA" for Gray "SP/TR" for Red "SP/TN" for Green Example: T204/ G-4SP/TU for T200 Series table with Blue Cut Steel Plate. For material and color designations for components with V-Type and D-Type Expanded Steel or H-Type and R-Type Perforated Steel see the respective material sections on Page 3.

MATERIAL	Specifications	Product Availability	COLOR selections and Model Number Designations
100% Recycled Plastic	100% recycled high-density polyethylene molded into solid shapes corresponding to nominal lumber dimensions and other functional shapes. Solid color throughout and UV stabilizer for ultraviolet protection.	2" x 10" planks for tables; 2" x 4", 2" x 6", 2" x 10", 3" x 4", or 4" x 4" for various benches; and 2" x 4" slats for trash receptacles holders.	Use: "PR" for Red "PY" for Yellow "PB" for Black "PU" for Blue "PD" for Weathered Redwood "PC" for Cedar "PN" for Green "PA" for Gray "PW" for Brown "PG" for Gold Example: XT/ G-6PU for XT Series table with Blue Recycled Plastic.
	Recycled Plastic model number designation exceptions: For RB Series benches and RT Series tables, drop the "P" from the above designations. Examples: RBB/ Y-6B26 for an RBB Series Bench or RT/ W-6C for an RT Series Table. For AT, AFT, and WAT Series tables with Recycled Plastic drop the "P" from the above designations for the frame color after the "AT", "AFT", or "WAT" but use the usual letters for the top and seat colors. Example: AT/ W-6PN for an AT Series Table.		
Untreated #1 Southern Yellow Pine	Kiln dried, precision drilled, and all exposed edges removed to 3/8" radius.	2" x 10" planks for tables; 2" x 4", 3" x 4", or 2" x 10" for various benches; and 2" x 4" slats for trash receptacles holders.	Use "UP" in the model numbers. Example: WUT/ G-6UP for Untreated Pine on a WUT Series table.
Treated #1 Southern Yellow Pine	Pressure treated with wood preservative (no arsenic), kiln dried after treatment (KDAT), precision drilled, and all exposed edges removed to 3/8" radius.	2" x 10" planks for tables; 2" x 4", 3" x 4", or 2" x 10" for various benches; and 2" x 4" slats for trash receptacles holders.	Use "TP" in the model numbers. Example: PCXB/ G-6TP24 for Treated Pine on a CXB Series bench.
Construction Heart Redwood	Made from interior of American Redwood, precision drilled, and all exposed edges removed to 3/8" radius.	3" x 4" timbers for WB, WRB, OWB, OWRB, Grey Creek, Spring Lake, and Riverview Series benches. Available when in stock on various other benches and tables - please inquire.	Use "CO" in the model numbers. Example: PWRB/ G-4CO for Construction Heart Redwood on a WRB Series bench.

FINISH, MATERIAL, and COLOR OPTIONS . . .continued on page 3

FINISH, MATERIAL, and COLOR OPTIONS (Catalog Pages 41, 42 & 43) ...continued

MATERIAL	Specifications	Product Availability	COLOR selections and Model Number Designations
Exotic Imported Hardwoods	Species may vary depending on availability and cost. Currently using an Indonesian Balau Wood in 3" x 4" nominal dimension only.	3" x 4" timbers for Grey Creek, Spring Lake, and Riverview Series benches. Available when in stock on WB, WRB, OWB, OWRB Series benches – please inquire.	Use “ IB ” in the model numbers. Example: B30/CN-4 IB 34 for Indonesian Balau Wood on a Grey Creek B30 Series bench.
Other Species of Lumber: Cedar, Fir, and Clear Redwood available when in stock – please inquire.			
Aluminum	Planks of 6063-T6 extruded Aluminum Alloy equivalent in size to 2" x 10" nominal sized lumber planks, with Clear Anodized Finish to specification 204 R1. Optional Powder Coat Finish on mill finish planks available – see Finish section on Page 2.	Available on CXB, CB, AB, and APB Series benches; and on most rectangular and square tables as listed.	Use “ AL ” in the model numbers. Example: SCB/G-8 AL for Aluminum planks on a CB Series bench. For optional Powder Coat finish model number designations see Finish section on Page 2.
Expanded Steel fabricated using 3/4 - #9 Expanded Steel with a short longitudinal stretch	D-Type Expanded Steel: Standard Duty table top/seat design for most common public applications Thermo-plastic Coated	Available on most rectangular tables, round tables (not available on SQT or PQT Series square tables), and select trash receptacles	Use: “ DB ” for Black “ DU ” for Blue “ DW ” for Brown “ DA ” for Gray “ DR ” for Red “ DN ” for Green Example: T214/G-4 DU for T200 Series table with Blue Expanded Steel.
	V-Type Expanded Steel: designed with wider edge banding and more supports for heavier use and  Snow Load applications Thermo-plastic Coated	Available on select benches, and most rectangular tables and square tables (only specified rectangular tables are snow load rated)	Use: “ VB ” for Black “ VU ” for Blue “ VW ” for Brown “ VA ” for Gray “ VR ” for Red “ VN ” for Green Example: PAB/G-6 VW 10 for an AB Series bench with Brown Expanded Steel.
Perforated Steel fabricated using 14 ga. steel with 9/16" dia. holes punched on 13/16" straight line centers	R-Type Perforated Steel: standard duty table top/seat design for most common public applications Thermo-plastic Coated	Available on most rectangular tables, round tables (not available on SQT or PQT Series square tables), and select trash receptacles	Use: “ RB ” for Black “ RU ” for Blue “ RW ” for Brown “ RA ” for Gray “ RR ” for Red “ RN ” for Green Example: UT/G-6 RA for UT Series table with Gray Perforated Steel.
	H-Type Perforated Steel: designed with wider edge banding and more supports for heavier use and  Snow Load applications Thermo-plastic Coated	Available on select benches, and most rectangular tables and square tables (only specified rectangular tables are snow load rated)	Use: “ HB ” for Black “ HU ” for Blue “ HW ” for Brown “ HA ” for Gray “ HR ” for Red “ HN ” for Green Example: APB/G-8 HR 12 for APB Series bench with Red Perforated Steel.
Cut Steel Plate	10 ga. Steel Plate, all-welded construction with pattern cut into the steel Powder Coat Finish	Available on Gillette, and Oak Knoll Series flat and contour benches	Use “ SP ” in the model numbers. Example: B92/CU-6 SP for Oak Knoll Series bench with Blue Cut Steel contour. Cut Steel color is same as the frames and is designated by the “/CU”. Replace “/CU” with other color designations for Powder Coat paint for Steel components listed on Page 2 in the Finish Section.
	10 ga. Steel Plate, all-welded construction with pattern cut into the steel Thermo-plastic Coated	Available on WUT, WXT, WUTH, WXTH, UT, XT, and T600 rectangular tables; T Series round tables; and CXB, Oak Knoll, and Contemporary Steel Series flat and contour benches; and on the CN/R/SP2-36 Receptacle	Use “ SP/T♦ ” in the model numbers. Example: WUT/CN-6 SP/TN for WXTH Series table with Green Cut Steel top and seats. Replace “/T♦” with other color designations for the Thermo-plastic Coating listed on Page 2 in the Finish Section.
Steel Strap	1/8" thick Steel Strap, all-welded construction for flat and contour bench seats and backs Powder Coat Finish	Available on Gillette, Oak Knoll, and Contemporary Steel Series flat and contour benches; and on the CN/R/SS2-36 Receptacle	Use “ SS ” in the model numbers. Example: B121/CB-4 SS/CY for Contemporary Steel Series bench with Yellow Steel Strap flat seat. Replace “/CY” with other color designations for Powder Coat paint for Steel components listed on Page 2 in the Finish Section.

RJThomas Mfg. Co., Inc.