



*Model UT/CB-6PY/E 6 Ft. Wheelchair Accessible Extended Portable Rectangular Table, with Black Powder Coat Frame and Yellow Recycled Plastic Top and Seats*

- **Extended top for wheelchair accessibility at one end**
- **Strong 1-5/8" diameter all welded, steel pipe end frame construction**
- **Die-formed center channel under table top to support and align top planks**
- **Diagonal bracing for strength and rigidity**
- **Frames are hot-dip galvanized after fabrication for superior corrosion resistance**
- **100% Recycled Plastic seat and top planks with solid color and U.V. stabilizer for ultraviolet protection**
- **Steel channel reinforcements under seat and table top planks**
- **Limited Lifetime Warranty on frames**

#### AVAILABLE OPTIONS

- **6' or 8' lengths**
- **Powder Coat Finish in choice of colors on steel frame components**
- **Choice of colors of Recycled Plastic**

#### SPECIFICATIONS:

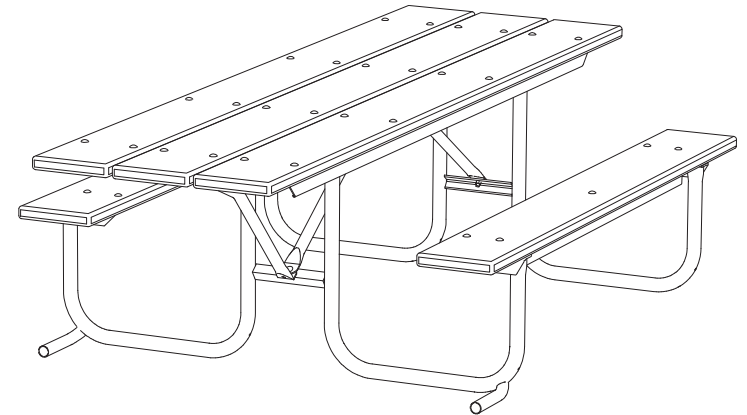
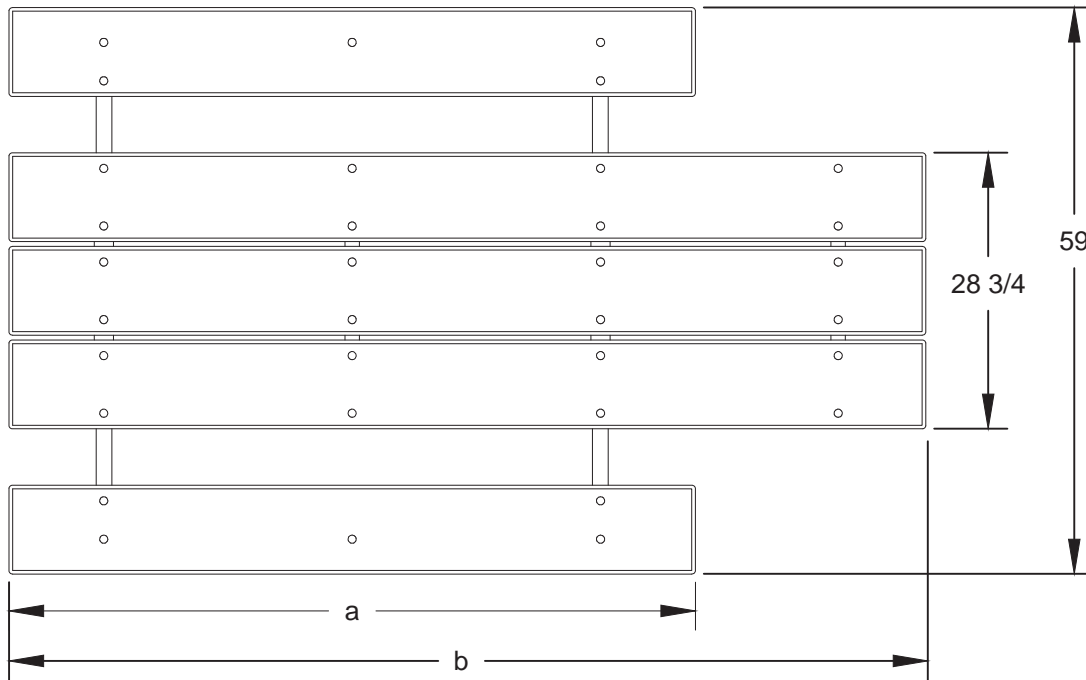
- **UT Series** end frames are one-piece welded construction, fabricated from 1.660" O.D. (1-5/8" O.D.) steel pipe to meet 1-1/4" nominal pipe size specifications with 2" x 2" x 1/8" die formed steel angle for attaching the seats and tops. "Outriggers" are attached to the frame on the extended end of the table for added stability.
- Table frame design incorporates nontip, nontrip, walk-through design features.
- **Model UT/G-6/E** has nominal 6 ft. long seats and a nominal 8 ft. long top. Includes stabilizing frame outriggers.
- **Model UT/G-8/E** has nominal 8 ft. long seats and a nominal 10 ft. long top.
- Nominal table height is 30-11/16". Nominal seat height is 18-11/16".
- Table top extends 2 ft. beyond seats (indicated by "E" in model no., e.g. UT/G-6PC/E) to provide the ADA recommended wheelchair clearances of: 30" wide, 27" under table (ground to bottom of table top), and 24" total knee and toe clearance (19" + 5").
- Frames are supported by diagonal braces of 1-5/16" O.D. 14 ga. wall steel pipe that connect to the underside of the table top.
- **Standard:** All steel frame components are hot-dip galvanized after fabrication to ASTM-A123 to maintain an average zinc coating of 2.0 oz. per sq. ft. of surface area (indicated by "/G" in model no., e.g. UT/G-6PC/E).
- **Standard:** Top and seats are made of 100% Recycled Plastic molded into 2" x 10" nominal sized planks with solid Cedar color (indicated by "PC" in model no., e.g. UT/G-6PC/E) formed throughout and a U.V. stabilizer added for ultra-violet protection.
- Recycled Plastic table top and seat planks are supported by die-formed pregalvanized steel channels.
- **Optional:** All steel frame components shall have powder coat finish. See Specification Bulletin #SPC-CO-001.
- **Optional:** Color choices of recycled plastic components. See Specification Bulletin #SPC-CO-001.

**RJ Thomas Mfg. Co., Inc.**

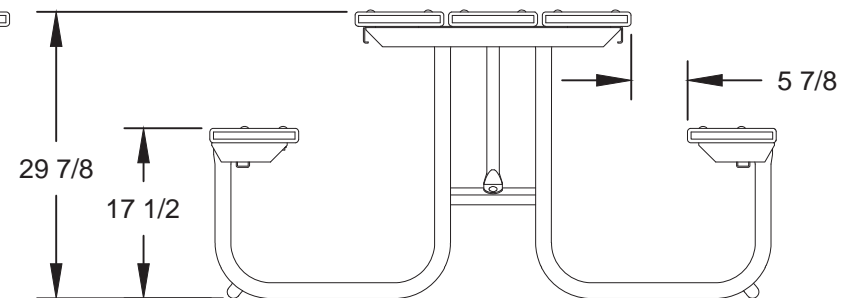
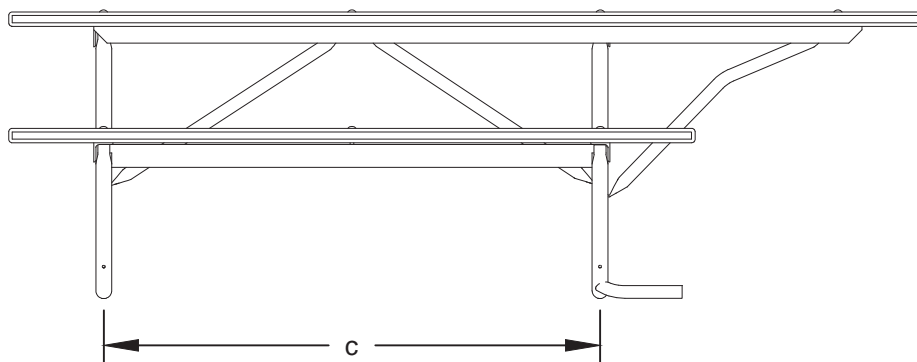
PO Box 946 • Cherokee, IA 51012-0946 • PH: 712-225-5115 • 800-762-5002 • FAX: 712-225-5796

E-mail: [customerservice@rjthomas.com](mailto:customerservice@rjthomas.com) • Web Site: <https://www.pilotrock.com>

© 2024 RJ Thomas Mfg. Co., Inc. PILOT ROCK® Park Products is a registered trademark of RJ Thomas Mfg. Co., Inc.



MODEL NUMBER	DIMENSION			STABILIZING OUTRIGGERS
	a	b	c	
UT-6/E	71 1/2	95 1/2	51-3/4	INCLUDED
UT-8/E	95 1/2	119 1/2	70	NOT REQUIRED



ALL DIMENSIONS IN INCHES

**RJThomas Mfg. Co., Inc.**  
P.O. Box 946 • Cherokee, IA 51012-0946

DRAWN BY  
**JGJ**

TITLE  
UT SERIES 6 AND 8 FOOT WHEELCHAIR ACCESSIBLE PORTABLE RECTANGULAR  
TABLE EXTENDED 2 FOOT ON ONE END WITH RECYCLED PLASTIC TOP AND SEATS

DATE 04-30-2024

DWG. NO. **AI-1685**