



Model H-16 B6X2 Multilevel Park Grill

**SPECIFICATION
BULLETIN**
#SPC-GR-039
REV. 12-14



Model H-16 B6X2 Grill

FEATURES

- **Grate tips out of the way for fire building and cleaning**
- **Grate is permanently attached to the grill with retainer bars**
- **Four cooking height levels**
- **Grate supported at four points on three sides of the firebox**
- **Integral ash retainer flange combats heat warpage and prevents ashes from falling from the firebox**
- **Full 360° rotation for draft control**
- **Public use-type grips of coiled steel bar**
- **Economic design, quality construction**

SPECIFICATIONS:

- **Model H-16 B6X2** has a 250 sq. in. grate that adjusts to 4 levels in a 16" x 16" firebox with 8" sides.
- Firebox and swivel mechanism are constructed entirely of 3/16" steel plate with integral ash flange die-formed into front edge of firebox to retain ashes and provide reinforcement. All exposed corners are rounded to 1-1/2" radius and all edge connections are entirely welded. Allowance for drainage is provided.
- Removal of grate from firebox is prevented by 2 steel retainer bars that allow grate to be tipped vertically for cleaning or fire building and prevent grate from falling into ashes.
- Grate is constructed from 5/8" dia. A-36 steel bar around the perimeter and handles and 1/2" dia. A-36 steel bars to provide the grate surface.
- Grate is provided with two substantially constructed spring coil grips suitable for public use made from 1/8" x 1/2" steel flat bar (not wire springs).
- Grill is permanently attached after base installation by means of absolutely theft-proof base attachment allowing continuous rotation of grill in either direction.
- **Standard:** Grill is supported by a 2-3/8" x 41" long, two-section steel pipe for permanent installation in concrete footing. (Indicated by B6X2 in model no., e.g. H-16 B6X2)
- Entire unit is finished in high temperature, heat resistant, nontoxic black enamel.
- **Firebox and Grate are Fully Assembled.**
- **Ships in one box.**
Weight: 68 lbs.
Dimensions: 17-3/4"W x 23-1/2"L x 13-1/4"H.



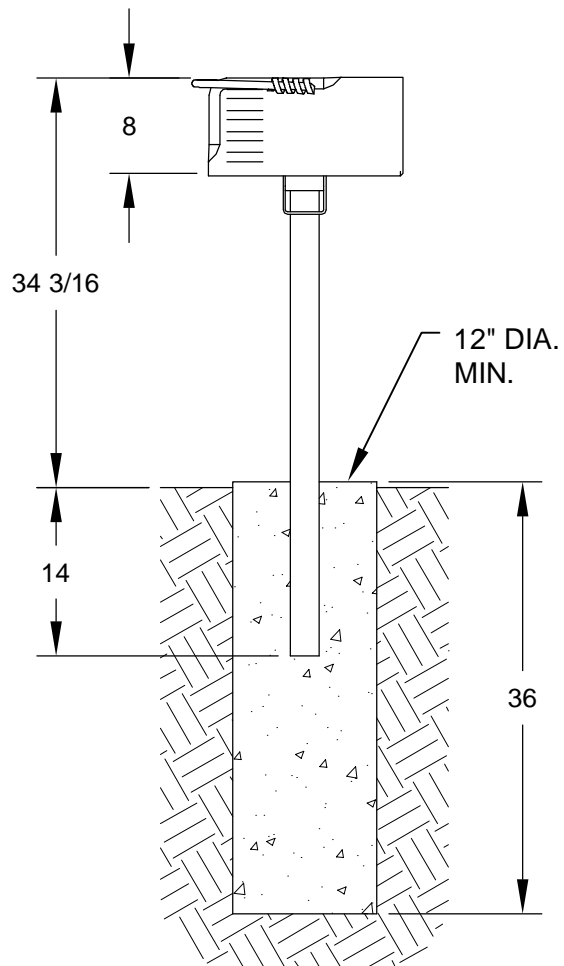
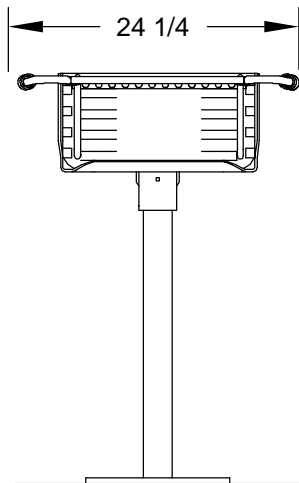
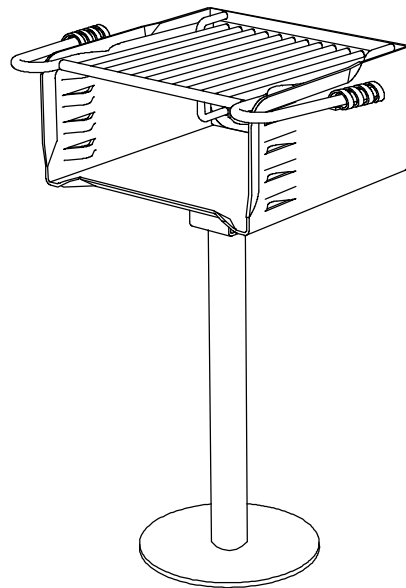
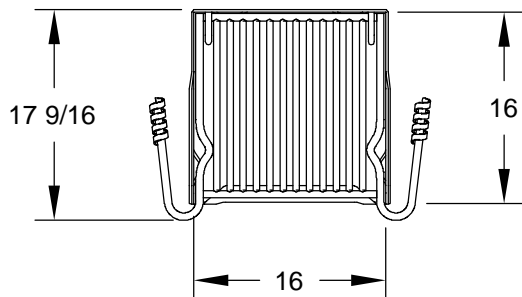
Content of the box

RJThomas Mfg. Co., Inc.

PO Box 946 • Cherokee, IA 51012-0946 • PH: 712-225-5115 • 800-762-5002 • FAX: 712-225-5796

E-Mail: customerservice@rjthomas.com

© 2015 RJThomas Mfg. Co., Inc.



NOTE:
LOCAL SOIL CONDITIONS MAY
REQUIRE A LARGER FOOTING

ALL DIMENSIONS IN INCHES

RJThomas
Mfg. Co., Inc.
P.O. Box 946
Cherokee, IA 51012

TITLE **MODEL H-16 B6X2 MULTILEVEL PARK GRILL**

DRAWN BY **WWM**

DATE **7-03-14**

DWG. NO. **AI-1400**



Model CBP-135 Backyard Charcoal Grill

**SPECIFICATION
BULLETIN**
#SPC-GR-037
REV. 12-14



Model CBP-135 Backyard Charcoal Grill.



*Model CBP-135 Backyard Charcoal Grill
with grate raised for fire building or cleaning.*



Model CBP-135 Backyard Charcoal Grill ships in one box.

SPECIFICATIONS:

- **Park Quality Construction:** Durable 1/8" thick steel firebox, plus 1/2" and 3/8" diameter solid steel bars for the cooking grate. These are the same materials used to make charcoal grills for public parks and campgrounds.
- **Large Cooking Area:** The firebox measures 16" x 14" x 10" high. This provides 224 sq. inches of cooking area.
- **Adjustable Cooking Grate:** The cooking grate is easily adjusted to four levels above the coals. The commercial quality coiled steel bar grips on each side make grate adjustments easy and cool.
- **Cooking Grate Tips Up:** The cooking grate can be tipped up for easy fire building and firebox clean out. The grate remains permanently attached to the firebox.
- **Full 360 Degree Rotation:** This grill design provides a full 360 degree rotation in either direction. This allows you to easily compensate for changes in the wind while grilling.
- **Theft Proof Swivel Attachment:** Installation includes a locking pin in the grill-to-post swivel box. This design prevents removal of the firebox from the post and prevents theft.
- **Easy Post Assembly and Installation:** The base post comes in two sections, providing assembled dimensions of 2-3/8" OD x 40" long. Installation requires embedding the post into a concrete footing (concrete not included). An easy weekend D.I.Y. project.
- **Firebox and Grate are Fully Assembled.**
- **Finished with High Temp Non Toxic Black Enamel Paint.**
- **Ships in one box.**
Weight: 50 lbs.
Dimensions: 14-1/2"W x 21-3/4"L x 14-3/4"H.



Content of the box

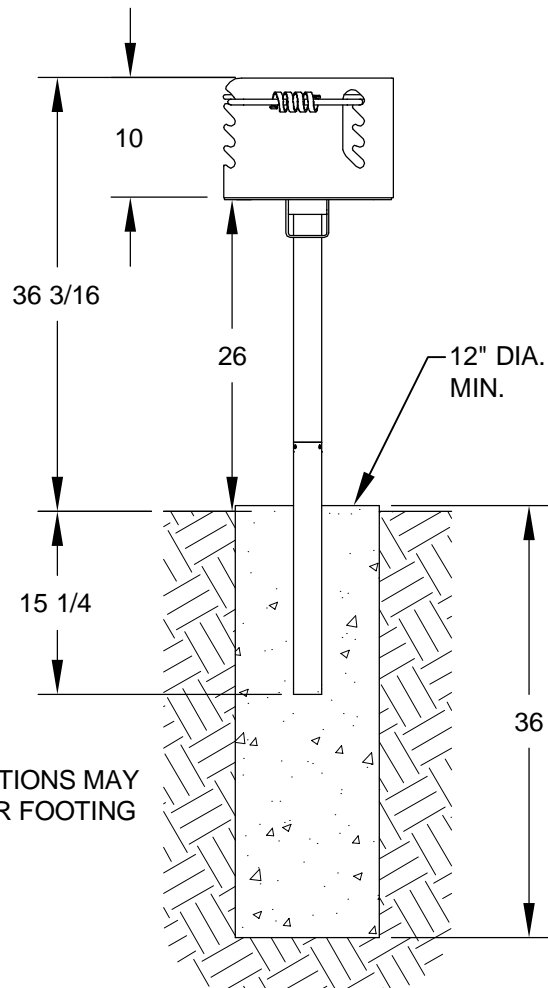
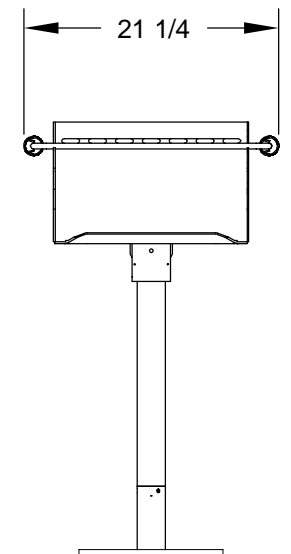
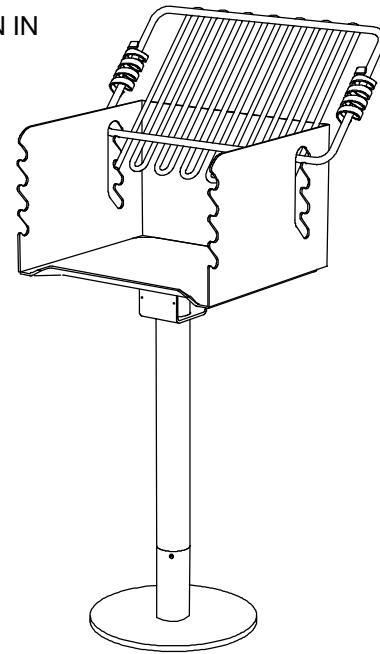
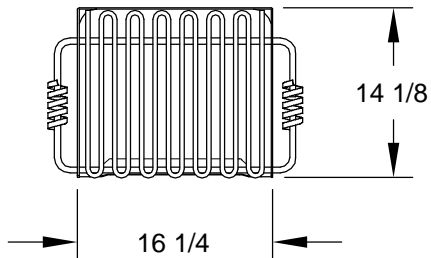
RJThomas Mfg. Co., Inc.

PO Box 946 • Cherokee, IA 51012-0946 • PH: 712-225-5115 • 800-762-5002 • FAX: 712-225-5796

E-Mail: customerservice@rjthomas.com

© 2015 RJThomas Mfg. Co., Inc.

GRATE SHOWN IN
TIPPED BACK
POSITION FOR
CLEANING



NOTE:
LOCAL SOIL CONDITIONS MAY
REQUIRE A LARGER FOOTING

ALL DIMENSIONS IN INCHES

RJThomas
Mfg. Co., Inc.
P.O. Box 946
Cherokee, IA 51012

TITLE **MODEL CBP-135 BACKYARD GRILL WITH B6X2 BASE**

DRAWN BY **WWM**

DATE **7-02-14**

DWG. NO. **AI-2055**



Model CBP-247 Backyard Charcoal Grill

**SPECIFICATION
BULLETIN**
#SPC-GR-038
REV. 12-14



Model CBP-247 Backyard Charcoal Grill.



*Model CBP-247 Backyard Charcoal Grill
with grate raised for fire building or cleaning.*



Content of the box

SPECIFICATIONS:

- **Park Quality Construction:** Durable 1/8" thick steel firebox, plus 1/2" and 3/8" diameter solid steel bars for the cooking grate. 1/8" thick steel hot plate. These are the same materials used to make charcoal grills for public parks and campgrounds.
- **Large Cooking Area:** The firebox measures 24" x 16" x 10" high. This provides a total of 384 sq. inches of cooking area.
- **Adjustable Cooking Grate:** The cooking grate is easily adjusted to four levels above the coals. The commercial quality coiled steel bar grips on each side make grate adjustments easy and cool.
- **Cooking Grate Tips Up:** The cooking grate can be tipped up for easy fire building and firebox clean out. The grate remains permanently attached to the firebox.
- **Full 360 Degree Rotation:** This grill design provides a full 360 degree rotation in either direction. This allows you to easily compensate for changes in the wind while grilling.
- **Theft Proof Swivel Attachment:** Installation includes a locking pin in the grill-to-post swivel box. This design prevents removal of the firebox from the post and prevents theft.
- **Easy Post Assembly and Installation:** The base post comes in two sections, providing assembled dimensions of 2-3/8" OD x 40" long. Installation requires embedding the post into a concrete footing (concrete not included). An easy weekend D.I.Y. project.
- **Firebox and Grate are Fully Assembled.**
- **Finished with High Temp Non Toxic Black Enamel Paint.**
- **Ships in one box.**
Weight: 68 lbs.
Dimensions: 17-1/2"W x 30"L x 14-1/4"H.

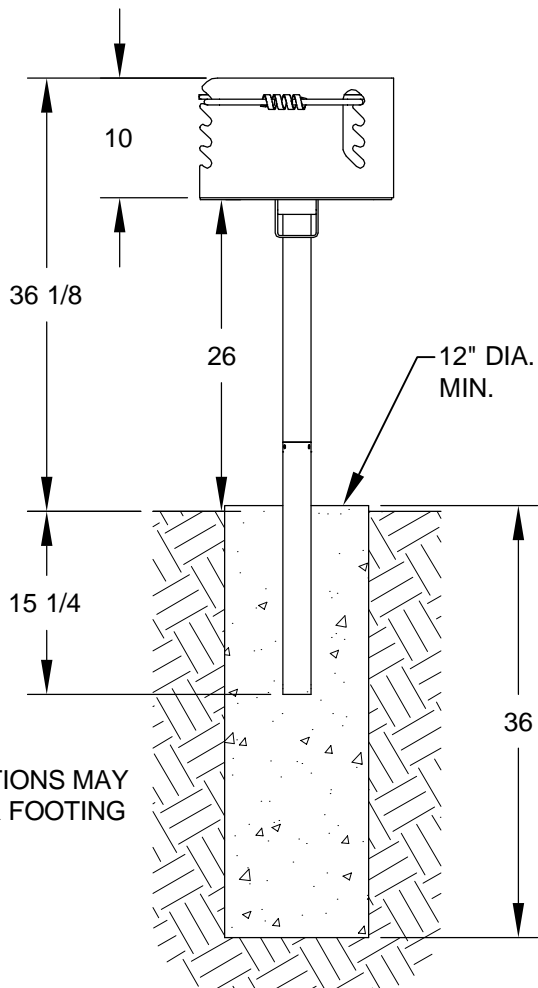
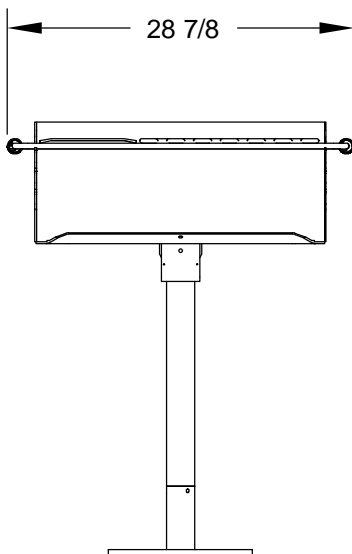
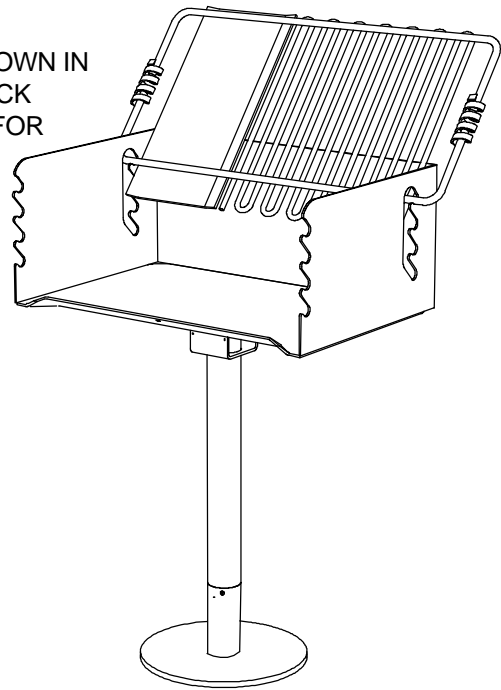
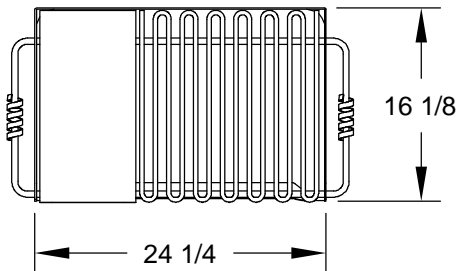
RJThomas Mfg. Co., Inc.

PO Box 946 • Cherokee, IA 51012-0946 • PH: 712-225-5115 • 800-762-5002 • FAX: 712-225-5796

E-Mail: customerservice@rjthomas.com

© 2015 RJThomas Mfg. Co., Inc.

GRATE SHOWN IN
TIPPED BACK
POSITION FOR
CLEANING



NOTE:
LOCAL SOIL CONDITIONS MAY
REQUIRE A LARGER FOOTING

ALL DIMENSIONS IN INCHES

RJThomas
Mfg. Co., Inc.
P.O. Box 946
Cherokee, IA 51012

TITLE **MODEL CBP-247 BACKYARD GRILL WITH B6X2 BASE**

DRAWN BY **WWM**

DATE **1-17-14**

DWG. NO. **AI-2056**