

Models ULT-1 and ULT-2 Embedded Mount Utility Tables



Model ULT/CBT-2 48" Embedded Mount Utility Table

- **3/16" steel plate top**
- **4" x 6" steel tube post**
- **Flanged sides keep work on table and offer a safe front edge**
- **Easy to clean**

SPECIFICATIONS:

- **ULT Series** Utility Table is a two piece construction of a 3/16" steel plate top supported by a 4" x 6" rectangular steel tube post embedded 18" into a concrete footing to provide a 32" (nom.) working height.
- Table top is die-formed to provide 1-3/4" flanges bent upward on the back and end edges to keep work on the table, and downward on the front of the table to provide a safe blunt edge. The corners are clipped to provide an opening for drainage and ease of cleaning.
- **Model ULT-1** is 18" deep x 30" wide (nom.).
- **Model ULT-2** is 18" deep x 48" wide (nom.).
- The entire table is finished with textured black powder coat paint (indicated by "/CBT" in model no., e.g. ULT/CBT-1 or ULT/CBT-2).
- All fasteners provided for assembly.
- **Optional:** Table is provided with a 3/8" x 10" x 10" square steel base plate welded to the post with 25/32" dia. holes in each corner for anchoring to solid surfaces (anchors not included). (To specify add "/P" after ULT in model no. e.g., ULT/P/CBT-1.)

AVAILABLE OPTIONS

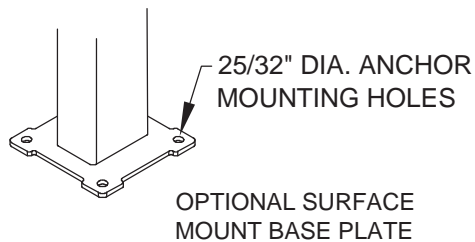
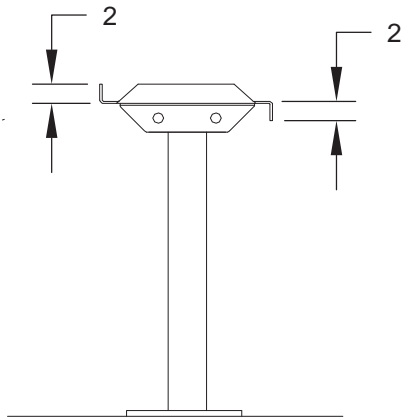
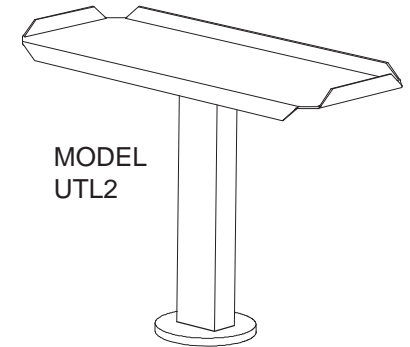
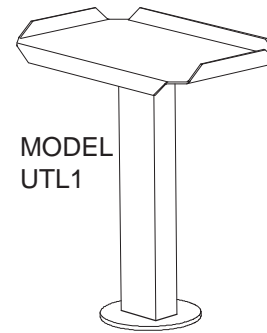
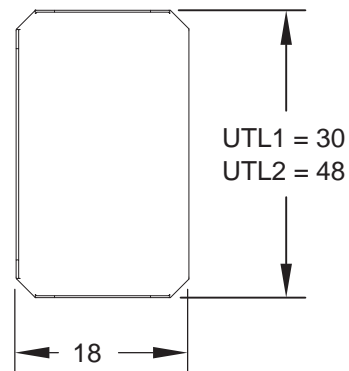
30" or 48" inch wide models
Base plate for surface mounting

RJ Thomas Mfg. Co., Inc.

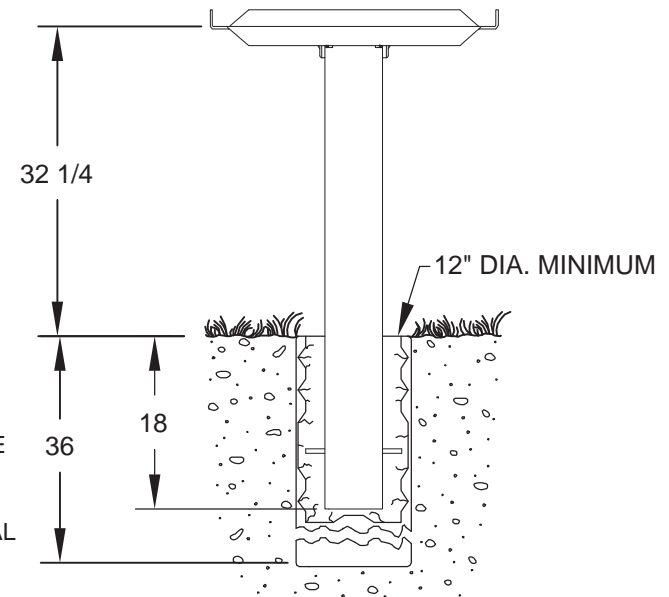
PO Box 946 • Cherokee, IA 51012-0946 • PH: 712-225-5115 • 800-762-5002 • FAX: 712-225-5796

E-mail: customerservice@rjthomas.com • Web Site: <https://www.pilotrock.com>

© 2024 RJ Thomas Mfg. Co., Inc. PILOT ROCK® Park Products is a registered trademark of RJ Thomas Mfg. Co., Inc.



NOTE:
LOCAL SOIL
CONDITIONS
MAY REQUIRE
A LARGER
FOOTING
(CHECK LOCAL
CODES)



ALL DIMENSIONS IN INCHES

ALL DIMENSIONS IN INCHES

RJThomas Mfg. Co., Inc.
P.O. Box 946 • Cherokee, IA 51012-0946

DRAWN BY
WWM

TITLE MODELS UTL1 30" AND UTL2 48" UTILITY TABLES WITH EMBEDDED MOUNT

DATE 8-19-13

DWG. NO. **AI-1771**