



*Model APT/G-6UP 6 ft. Rectangular Multi Pedestal
Embedded Mount Table with Hot dip Galvanized Frames
and Untreated Southern Yellow Pine Planks*

- **Permanent embedded mounting**
- **Nontrip, walk-through design**
- **Sturdy 3" x 6" rectangular steel tube pedestals**
- **Frames are hot-dip galvanized after fabrication for superior corrosion resistance**
- **Precision drilled, Untreated #1 Southern Yellow Pine Seat and Top Planks**
- **Die-formed center channel under table top to support and align top planks**
- **Quality construction throughout**

SPECIFICATIONS:

- **APT Series** table top and seat end frames are one-piece welded construction, fabricated from 3" x 6" x 1/8" wall rectangular structural steel tubing with 2" x 2" x 3/16" A-36 structural grade steel angle for attaching the seats and tops. Exposed ends of rectangular tubing are permanently sealed with welded-on steel end caps. Frames are designed to be embedded in a concrete footing.
- **Model APT/G-6** is a nominal 72" in length.
- **Model APT/G-8** is a nominal 96" in length.
- Nominal table height is 32". Nominal seat height is 18-1/2".
- All fasteners are provided for assembly.
- **Standard:** All frame components are hot-dip galvanized after fabrication to ASTM-A123 to maintain an average zinc coating of 2.0 oz. per sq. ft. of surface area (indicated by "/G" in model no., e.g. APT/G-6UP).
- **Standard:** Lumber shall be Untreated #1 grade Southern Yellow Pine (indicated by "UP" in model no., e.g. APT/G-6UP) 2" x 10" nominal sized planks, kiln dried to reduce moisture content. All lumber is precision drilled to facilitate assembly and has all exposed edges removed to a 3/8" radius.
- **Optional:** Color choices of powder coated steel frame components. For optional colors choices see Specification Bulletin #SPC-CO-001.
- **Optional:** Treated #1 Southern Yellow Pine is readily available and is pressure treated (KDAT) to preserve wood against decay. To specify, change "UP" in model no. to "TP", e.g. APT/G-6TP. (Cedar, Fir and Redwood are available when in stock –please inquire.)
- **Optional:** Frames are provided with a 3/8" x 8" x 8" steel base plate to bolt table to existing concrete pad. To specify add "/P" after the "APT" in the model no., e.g. APT/P/G-6UP. (Anchor bolts not included.)

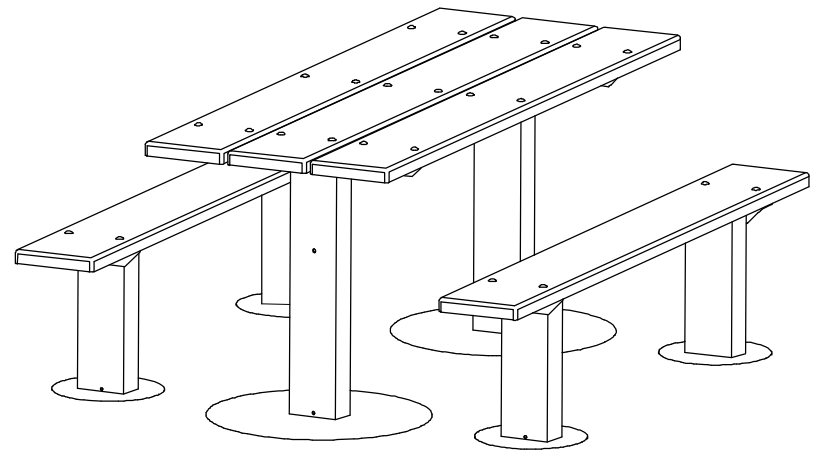
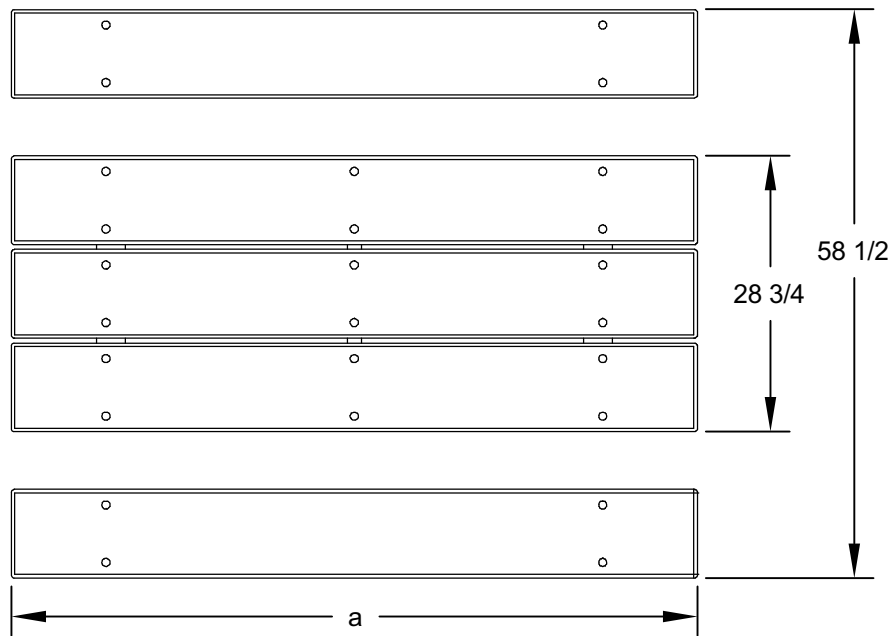
AVAILABLE OPTIONS

- **6' or 8' lengths**
- **Choice of colors of Powder Coat Finish for steel frame components**
- **Pressure treated #1 Southern Yellow Pine lumber (Cedar, Fir, or Redwood lumber when in stock)**
- **Surface mount base plate**

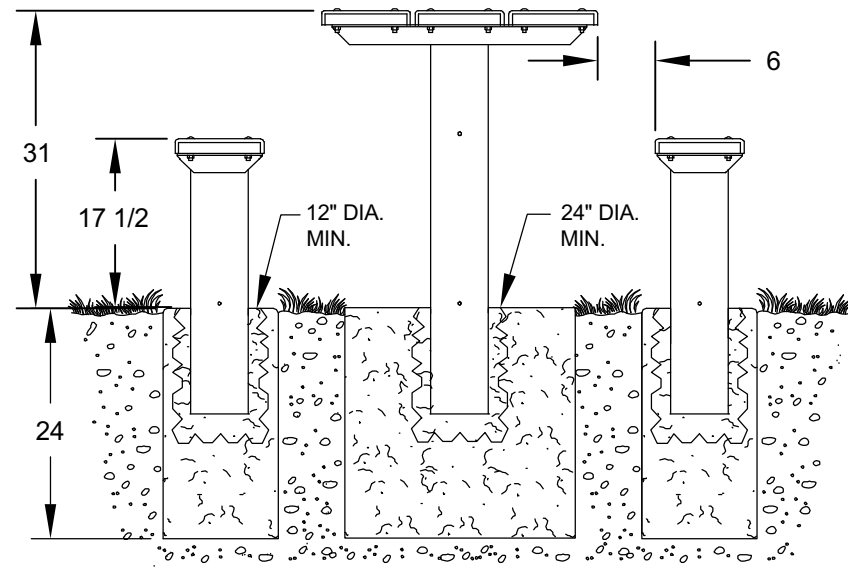
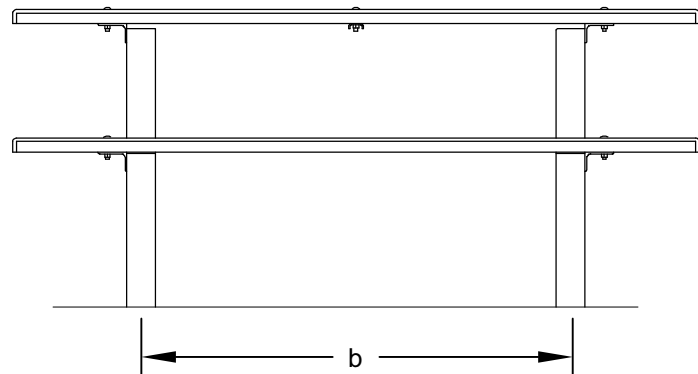
RJ Thomas Mfg. Co., Inc.

PO Box 946 • Cherokee, IA 51012-0946 • PH: 712-225-5115 • 800-762-5002 • FAX: 712-225-5796
E-mail: pilotrock@rjthomas.com • Web Site: <http://www.pilotrock.com>

© 2008 RJ Thomas Mfg. Co., Inc. PILOT ROCK® Park Products is a registered trademark of RJ Thomas Mfg. Co., Inc.



MODEL NUMBER	DIMENSION	
	a	b
APT-6	71-1/2	44-3/4
APT-8	95-1/2	63



NOTE:
LOCAL SOIL
CONDITIONS
MAY REQUIRE
A LARGER
FOOTING
(CHECK LOCAL
CODES)

ALL DIMENSIONS IN INCHES

RJThomas Mfg. Co., Inc.
P.O. Box 946 • Cherokee, IA 51012-0946

DRAWN BY
WWM

TITLE APT SERIES 6 AND 8 FOOT EMBEDDED MOUNT RECTANGULAR
MULTI PEDESTAL TABLE WITH LUMBER TOP AND SEAT PLANKS

DATE 1-14-10

DWG. NO. **AI-1747**