

*Model APT/G-6HU 6 ft. Multi Pedestal Embedded Mount Table with
Hot dip Galvanized Frame and Blue H-Type
Thermo-plastic Coated Perforated Steel Top and Seats*

- **Snow load/extreme load rated to 1420 lbs. per square foot**
- **Top and seats designed for more abusive environments such as high elevations where snow loads can destroy average tables**
- **Nontrip, walk-through design**
- **Permanent embedded mounting**
- **Sturdy 3" x 6" rectangular steel tube pedestals**
- **Frames are hot-dip galvanized after fabrication for superior corrosion resistance**
- **Thermo-plastic Coating heat fused to Perforated Steel Seats and Top for durability**
- **Thermo-plastic Coating formulated with U.V. stabilizers for ultraviolet protection**
- **Eight foot model can easily be installed to be handicap accessible**
- **Quality construction throughout**

AVAILABLE OPTIONS

6' or 8' lengths

Choice of colors of Powder Coated finish for steel frame components

Choice of colors of Thermo-plastic Coated Perforated Steel

Surface mount base plate

SPECIFICATIONS:

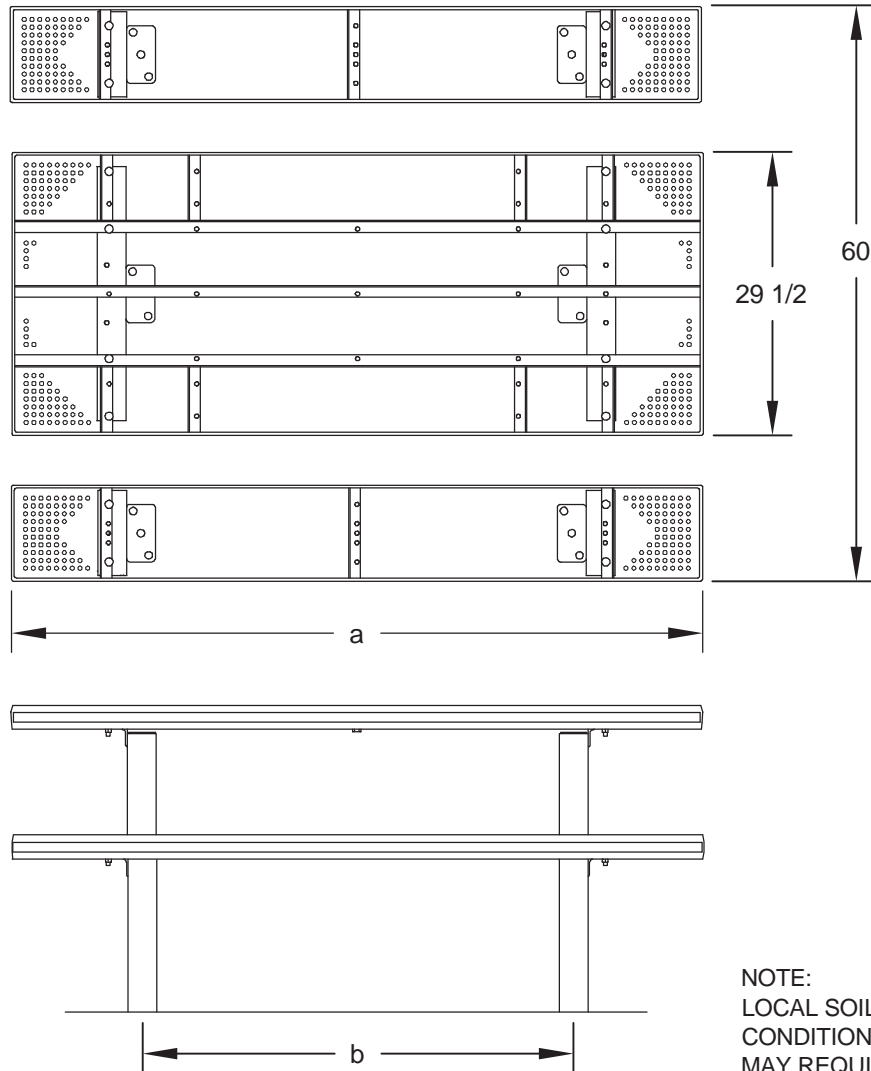
- **APT Series** table top and seat end frames are one-piece welded construction, fabricated from 3" x 6" x 1/8" wall rectangular structural steel tubing with 2" x 2" x 3/16" A-36 structural grade steel angle for attaching the seats and tops. Exposed ends of rectangular tubing are permanently sealed with welded-on steel end caps. Frames are designed to be embedded in a concrete footing.
- **Snow Load Capacity:** This table has been independently tested to meet the U.S. Forest Service snow load requirement of 1420 lbs. per square foot. *(Test results available upon request)*
- **Model APT/G-6** is a nominal 72" in length.
- **Model APT/G-8** is a nominal 96" in length.
- **Nominal table height** is 32". **Nominal seat height** is 18-1/2".
- **Standard:** All frame components are hot-dip galvanized after fabrication to ASTM-A123 to maintain an average zinc coating of 2.0 oz. per sq. ft. of surface area (indicated by "/G" in model no., e.g. APT/G-6HW).
- **H-Type** table top and seats are each one-piece welded construction, fabricated from a 14 ga. perforated steel surface with 9/16" dia. holes in a 13/16" center to center in-line pattern and 2-1/2" x 10 ga. roll-formed vertical edges on all sides reinforced by a 10 ga. die-formed angle substructure. Substructure includes all mounting holes for easy assembly of table.
- **Standard:** All steel surfaces of the top and seats are covered with a thermo-plastic coating in a Brown color (indicated by "HW" in model no., e.g. APT/G-6HW). The UV-stabilized thermo-plastic coating is applied in a multi step process of material preparation and finish application designed to permanently heat fuse and bond the finish to the steel. The thermo-plastic polyethylene finish is impact resistant, does not support mold or mildew, and the textured matte surface is less susceptible to marring and scuffing.
- All fasteners are provided for assembly.
- **Optional:** Color choices of powder coated steel frame components. For optional colors choices see Specification Bulletin #SPC-CO-001.
- **Optional:** Color choices of thermo-plastic coated steel components. For optional colors choices see Specification Bulletin #SPC-CO-001.
- **Optional:** Frames are provided with 3/8" x 8" x 8" steel base plates to bolt table top and seat posts to existing concrete pad. To specify add "/P" after the "APT" in the model no., e.g. APT/P/G-6HW. (Anchor bolts not included.)
- **Accessible Option: Model APT-8** can be made handicap accessible by mounting table top frame pedestals closer to center of table.

RJ Thomas Mfg. Co., Inc.

PO Box 946 • Cherokee, IA 51012-0946 • PH: 712-225-5115 • 800-762-5002 • FAX: 712-225-5796

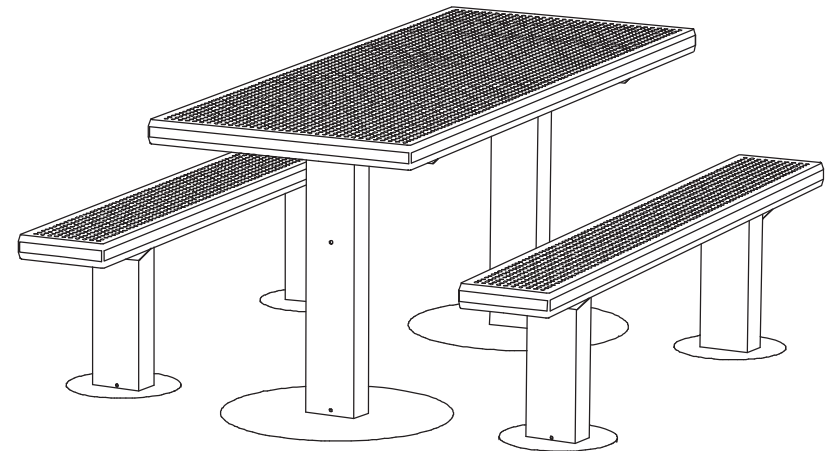
E-mail: customerservice@rjthomas.com • Web Site: <https://www.pilotrock.com>

© 2025 RJ Thomas Mfg. Co., Inc. PILOT ROCK® Park Products is a registered trademark of RJ Thomas Mfg. Co., Inc.

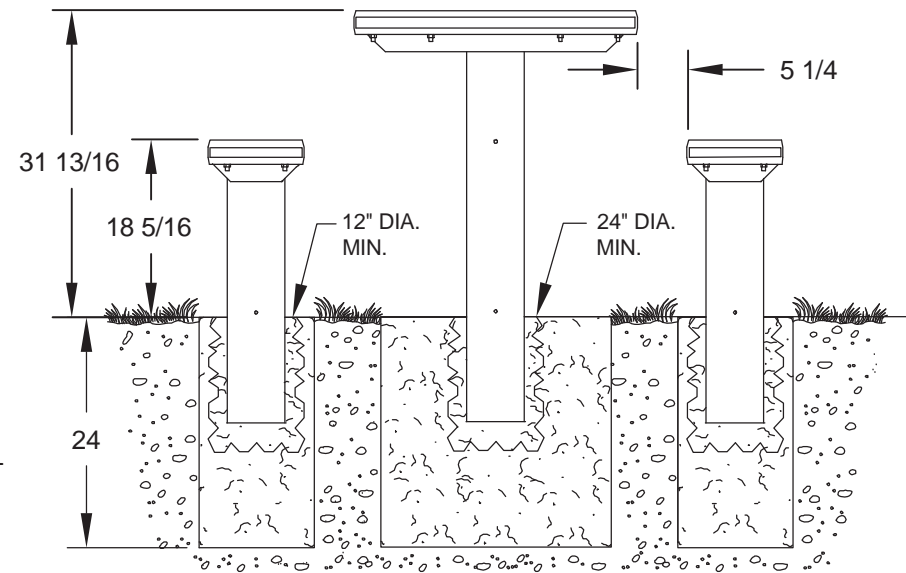


NOTE:
LOCAL SOIL
CONDITIONS
MAY REQUIRE
A LARGER
FOOTING
(CHECK LOCAL
CODES)

ALL DIMENSIONS IN INCHES



MODEL NUMBER	DIMENSION		* NOTE: APT-8 Table can be made handicap accessible by attaching each table top frame pedestal to table top angles closer to center of table to create Knee/Toe Clearance meeting current ADA guidelines.
	a	b	
APT-6	72	44-3/4	
APT-8	96	63*	



RJThomas Mfg. Co., Inc.
P.O. Box 946 • Cherokee, IA 51012-0946

DRAWN BY
WWM

TITLE APT SERIES 6 AND 8 FOOT EMBEDDED MOUNT RECTANGULAR
MULTI PEDESTAL TABLE WITH H-TYPE THERMO-PLASTIC COATED
PERFORATED STEEL TOP AND SEATS

DATE 1-13-10

DWG. NO. **AI-1745**