

*Model APTX/G-6DU 6 ft. Rectangular Embedded Mount  
Table with Hot Dip Galvanized Frames and Blue D-Type  
Thermo-plastic Coated Expanded Steel Top*

- **Permanent embedded mounting**
- **Sturdy 3" x 6" rectangular steel tube pedestals**
- **Frames are hot-dip galvanized after fabrication for superior corrosion resistance**
- **Thermo-plastic Coating heat fused to Expanded Steel Top for durability**
- **Thermo-plastic Coating formulated with U.V. stabilizers for ultraviolet protection**
- **Quality construction throughout**

#### **SPECIFICATIONS:**

- **APTX Series** Table top end frames are one-piece welded construction, fabricated from 3" x 6" x 1/8" wall rectangular structural steel tubing with 2" x 2" x 3/16" A-36 structural grade steel angle for attaching the top. Exposed ends of rectangular tubing are permanently sealed with welded-on steel end caps. Frames are designed to be embedded in a concrete footing.
- **Model APTX/G-6** has a nominal length of 72".
- **Model APTX/G-8** has a nominal length of 96".
- Nominal table height is 32".
- **Standard:** All frame components are hot-dip galvanized after fabrication to ASTM-A123 to maintain an average zinc coating of 2.0 oz. per sq. ft. of surface area (indicated by "/G" in model no., e.g. APTX/G-6DW).
- **D-Type** table top is a one-piece welded construction, fabricated from a 3/4-#9 expanded steel surface with 2" roll-formed 14 ga. steel vertical edges on all sides and reinforced by a strap and die-formed angle substructure.
- **Standard:** All steel surfaces of the top are covered with a thermo-plastic coating in a Brown color (indicated by "DW" in model no., e.g. APTX/G-6DW). The UV-stabilized thermo-plastic coating is applied in a multi step process of material preparation and finish application designed to permanently heat fuse and bond the finish to the steel. The thermo-plastic polyethylene finish is impact resistant, does not support mold or mildew, and the textured matte surface is less susceptible to marring and scuffing.
- All fasteners are provided for assembly.
- **Optional:** Color choices of thermo-plastic coated steel components. For optional colors choices see Specification Bulletin #SPC-CO-001.
- **Optional:** Color choices of powder coated steel frame components. For optional colors choices see Specification Bulletin #SPC-CO-001.
- **Optional:** Frames are provided with a 3/8" x 8" x 8" steel base plates to bolt table posts to existing concrete pad. To specify add "/P" after the "APTX" in the model no., e.g. APTX/P/G-6DW. (Anchor bolts not included.)

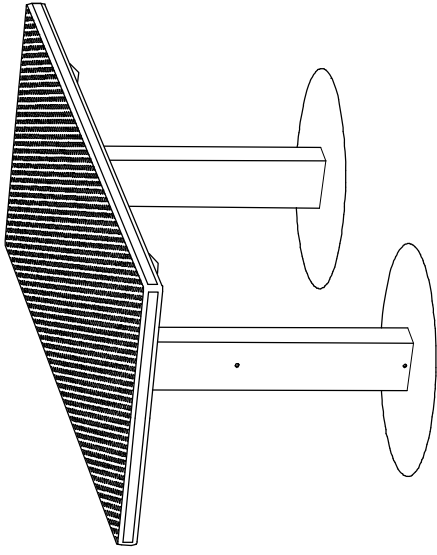
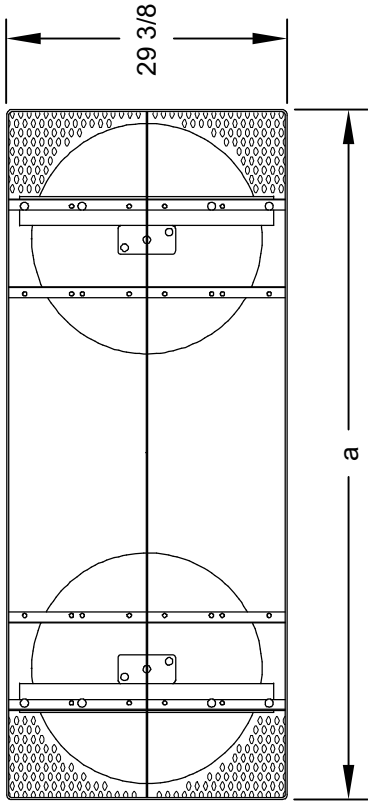
#### **AVAILABLE OPTIONS**

- **6' or 8' lengths**
- **Choice of colors of Powder Coated finish for steel frame components**
- **Choice of colors of Thermo-plastic Coating**
- **Surface mount base plate**

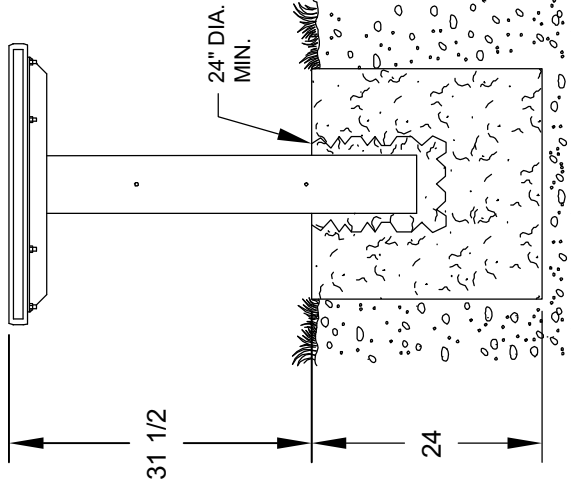
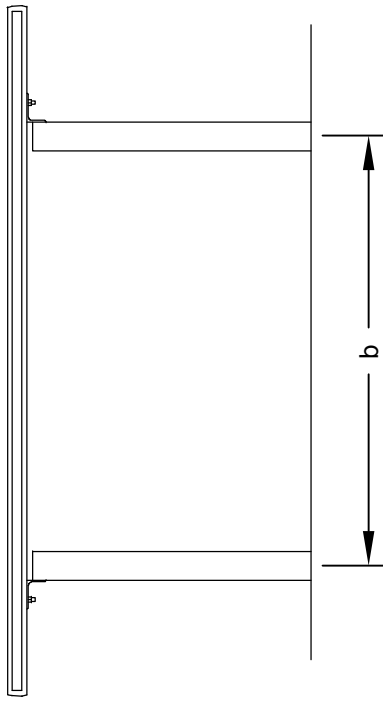
**RJ Thomas Mfg. Co., Inc.**

PO Box 946 • Cherokee, IA 51012-0946 • PH: 712-225-5115 • 800-762-5002 • FAX: 712-225-5796  
E-mail: pilotrock@rjthomas.com • Web Site: <http://www.pilotrock.com>

© 2008 RJ Thomas Mfg. Co., Inc. PILOT ROCK® Park Products is a registered trademark of RJ Thomas Mfg. Co., Inc.



MODEL NUMBER	DIMENSION	
	a	b
APT-X-6	72	44-3/4
APT-X-8	96	63



NOTE:  
 LOCAL SOIL  
 CONDITIONS  
 MAY REQUIRE  
 A LARGER  
 FOOTING  
 (CHECK LOCAL  
 CODES)

ALL DIMENSIONS IN INCHES

**RJ Thomas Mfg. Co., Inc.**  
 P.O. Box 946 • Cherokee, IA 51012-0946

DRAWN BY  
**WWM**

TITLE APTX SERIES 6 AND 8 FOOT EMBEDDED MOUNT RECTANGULAR DOUBLE  
 PEDESTAL UTILITY TABLE WITH D-TYPE THERMO-PLASTIC COATED  
 EXPANDED STEEL TOP

DATE 1-12-10

DWG. NO.

**AI-1778**