

*Model B121/CU-6RB embedded mount flat contemporary bench
with blue powder coat frames, 6 ft. long
with black R-Type thermo-plastic coated perforated steel seat.*

- **Permanent embedded installation**
- **Contemporary design with comfortable seating and armrests**
- **Designed to be stronger and more stable with a simple, clean style**
- **Sturdy, formed and welded steel frame construction**
- **Powder coated finish on steel frames**
- **Thermo-plastic coating heat fused to perforated steel seat for durability**
- **Thermo-plastic coating formulated with U.V. stabilizers for ultraviolet protection**

SPECIFICATIONS:

- **Model B121** end frames are one-piece, welded construction with a seat bracket of 2-1/2" x 2-1/2" x 1/4" steel angle, and a 2.375" (2-3/8") O.D. post to meet 2" nominal steel pipe size specifications. Bench leg is designed to be permanently embedded in concrete footings.
- The bolt-on armrests are formed and welded 7 ga. steel plate powder coated to match the bench frames.
- **Model B121-4** is a nominal 4 ft. in length.
- **Model B121-6** is a nominal 6 ft. in length.
- **Model B121-8** is a nominal 8 ft. in length.
- All fasteners are provided for assembly.
- **Standard:** All steel frame components and armrests are powder coated black ("CB" in model no., e.g. B121/CB-4RW) after fabrication.
- **R-Type** bench seat is a one-piece welded construction, fabricated from a 14 ga. perforated steel surface with 9/16" dia. holes in a 13/16" center to center in-line pattern welded to 7 ga. end plates reinforced with 3/16" flat steel bar and 1/2" dia. round steel bar. Seat edges have a 1-13/16" radius roll to form a smooth curved outer edge of seat.
- **Standard:** All steel surfaces of the seat are covered with a thermo-plastic coating in a Brown color (indicated by "RW" in model no., e.g. B121/CB-4RW). The UV-stabilized thermo-plastic coating is applied in a multi step process of material preparation and finish application designed to permanently heat fuse and bond the finish to the steel. The thermo-plastic polyethylene finish is impact resistant, does not support mold or mildew, and the textured matte surface is less susceptible to marring and scuffing.
- **Optional:** Color choices of powder coat frame finish. For optional colors choices see Specification Bulletin #SPC-CO-001.
- **Optional:** Color choices of thermo-plastic coated steel seat components. For optional colors choices see Specification Bulletin #SPC-CO-001.

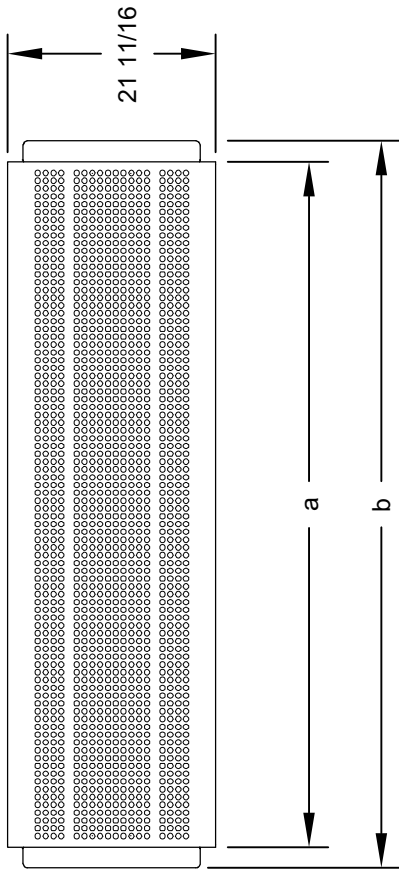
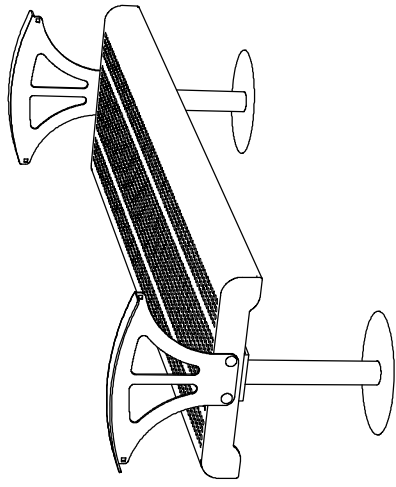
AVAILABLE OPTIONS

- **4', 6', or 8' lengths**
- **Choice of colors of Powder Coat Finish on steel frame components**
- **Choice of colors of Thermo-plastic Coating on seat**

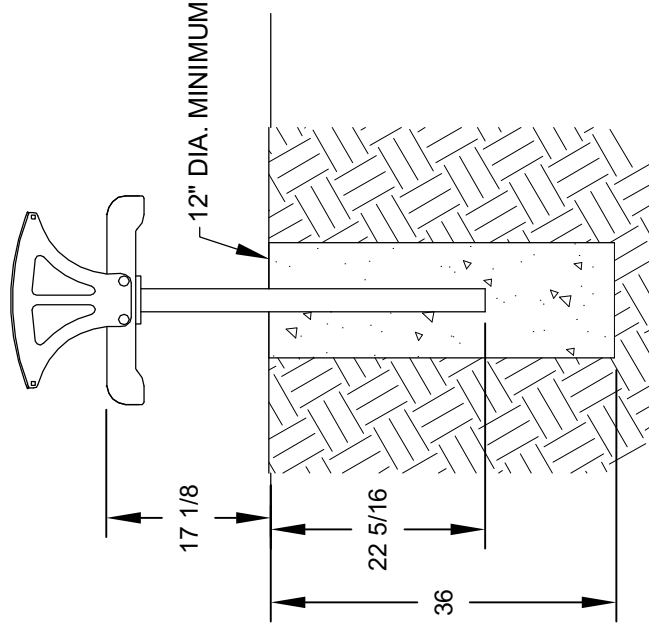
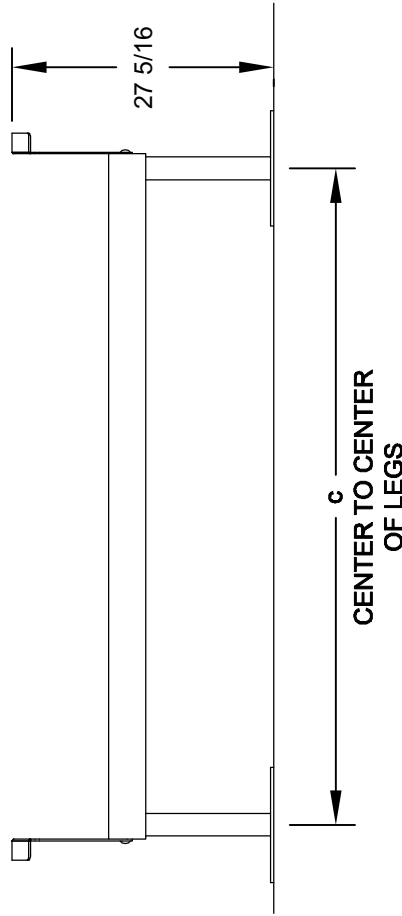
RJ Thomas Mfg. Co., Inc.

PO Box 946 • Cherokee, IA 51012-0946 • PH: 712-225-5115 • 800-762-5002 • FAX: 712-225-5796
E-mail: pilotrock@rjthomas.com • Web Site: <http://www.pilotrock.com>

© 2008 RJ Thomas Mfg. Co., Inc. PILOT ROCK® Park Products is a registered trademark of RJ Thomas Mfg. Co., Inc.



MODEL	DIMENSION		
	a	b	c
B121-4	47 3/8	51 3/4	44 3/8
B121-6	71 3/8	75 3/4	68 3/8
B121-8	95 3/8	99 3/4	92 3/8



NOTE:
 LOCAL SOIL
 CONDITIONS
 MAY REQUIRE
 A LARGER
 FOOTING
 (CHECK LOCAL
 CODES)

ALL DIMENSIONS IN INCHES

RJ Thomas Mfg. Co., Inc.
 P.O. Box 946 • Cherokee, IA 51012-0946

DRAWN BY
WWM

TITLE MODEL B121 4, 6, AND 8 FOOT EMBEDDED MOUNT CONTEMPORARY BENCH
 WITH THERMO-PLASTIC COATED R-TYPE PERFORATED STEEL SEAT

DATE 4-15-10

DWG. NO. **AI-1930**