



*Model B121/CY-6SS/CR embedded mount flat contemporary bench
with yellow powder coat frames, 6 ft. long
with red powder coated steel strap seat.*

- **Permanent embedded installation**
- **Contemporary design with comfortable seating and armrests**
- **Designed to be stronger and more stable with a simple, clean style**
- **Sturdy, formed and welded steel frame construction**
- **Powder coated finish on steel frames**
- **Powder coated finish on steel strap seat**

SPECIFICATIONS:

- **Model B121** end frames are one-piece, welded construction with a seat bracket of 2-1/2" x 2-1/2" x 1/4" steel angle, and a 2.375" (2-3/8") O.D. post to meet 2" nominal steel pipe size specifications. Bench leg is designed to be permanently embedded in concrete footings.
- The bolt-on armrests are formed and welded 7 ga. steel plate powder coated to match the bench frames.
- **Model B121-4** is a nominal 4 ft. in length.
- **Model B121-6** is a nominal 6 ft. in length.
- **Model B121-8** is a nominal 8 ft. in length.
- All fasteners are provided for assembly.
- **Standard:** All steel frame components and armrests are powder coated black ("CB" following "B121" in model no., e.g. B121/CB-4SS/CA) after fabrication.
- Bench seat is a one piece welded assembly made of 2" wide by 1/8" thick steel straps welded to 2-3/8" dia. x .120 in. wall steel tubes and 7 ga. end plates. Straps are wrapped around tubes to form a smooth curved outer edge of seat.
- **Standard:** Steel strap seat is powder coated black ("CB" following "SS" in model no., e.g. B121/CA-4SS/CB) after fabrication.
- **Optional:** Color choices of powder coat finish. For optional colors choices see Specification Bulletin #SPC-CO-001.

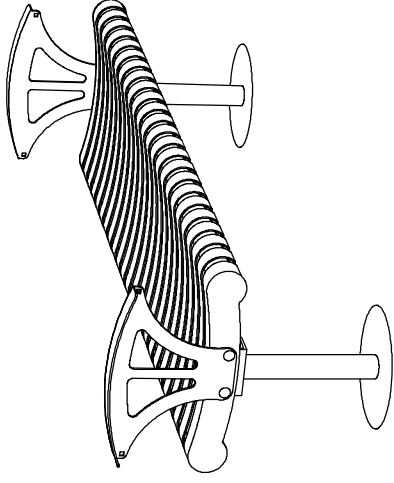
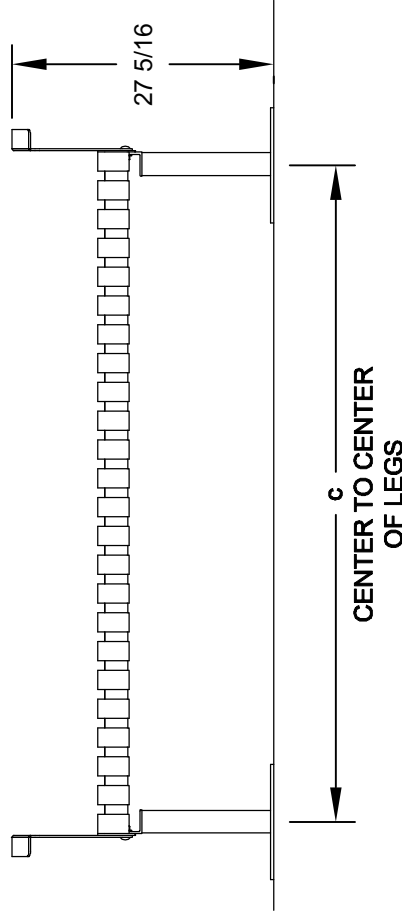
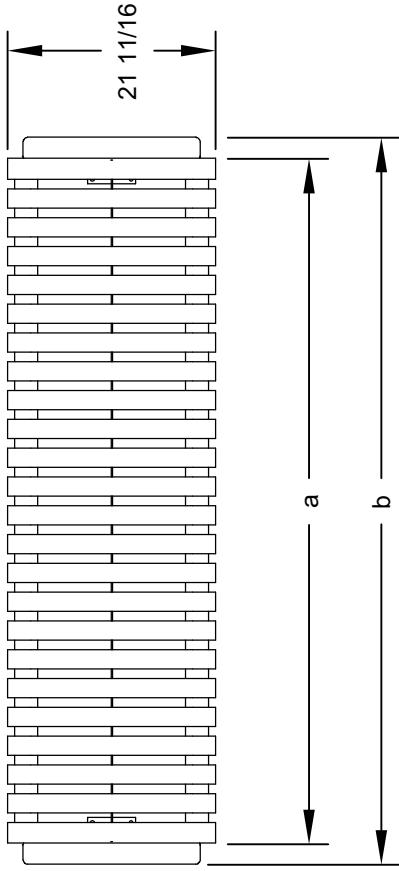
AVAILABLE OPTIONS

- **4', 6', or 8' lengths**
- **Choice of colors of Powder Coat Finish on steel frame components and seat**

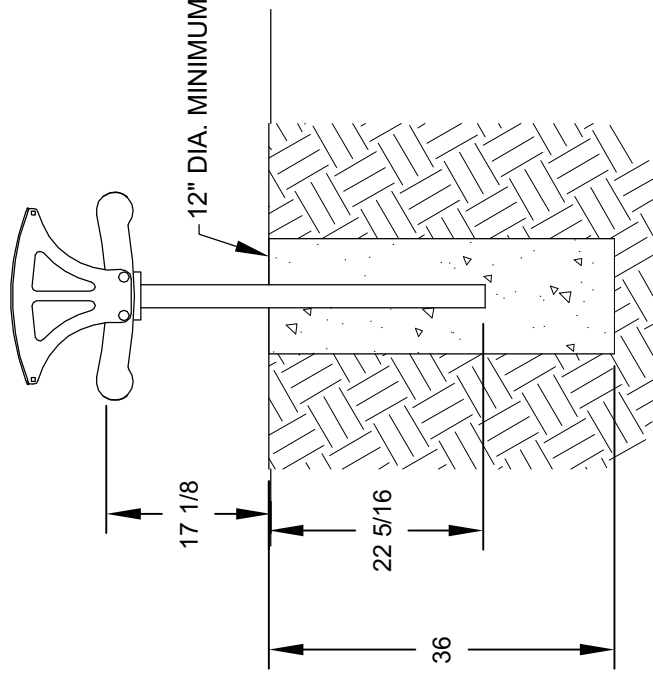
RJ Thomas Mfg. Co., Inc.

PO Box 946 • Cherokee, IA 51012-0946 • PH: 712-225-5115 • 800-762-5002 • FAX: 712-225-5796
E-mail: pilotrock@rjthomas.com • Web Site: <http://www.pilotrock.com>

© 2008 RJ Thomas Mfg. Co., Inc. PILOT ROCK® Park Products is a registered trademark of RJ Thomas Mfg. Co., Inc.



MODEL	DIMENSION		
	a	b	c
B121-4	47 3/8	51 11/16	44 1/2
B121-6	71 3/8	75 11/16	68 1/2
B121-8	95 3/8	99 11/16	92 1/2



NOTE:
 LOCAL SOIL
 CONDITIONS
 MAY REQUIRE
 A LARGER
 FOOTING
 (CHECK LOCAL
 CODES)

ALL DIMENSIONS IN INCHES

RJThomas Mfg. Co., Inc.
 P.O. Box 946 • Cherokee, IA 51012-0946

DRAWN BY
WWM

TITLE MODEL B121 4, 6, AND 8 FOOT EMBEDDED MOUNT CONTEMPORARY BENCH
 WITH POWDER COATED STEEL STRAP SEAT

DATE 4-15-10

DWG. NO. **AI-1932**