

Model B303 12, 15 Foot and Model B304 21 Foot Team Bench with Aluminum Seat, Back, and Deck



Model B303/CB-12AL Team Bench with black powder coated frames, 12 ft. long, with clear anodized 2" x 10" aluminum seat, back, and deck.

- **19" wide equipment deck keeps sports gear out of the dirt and within reach**
- **Extra heavy design to be stronger and more stable with a simple, clean style**
- **Sturdy, formed and welded steel frame construction**
- **Frames are Hot-Dip Galvanized after fabrication for superior corrosion resistance**
- **Structurally reinforced extruded aluminum seat, back, and deck with clear anodized finish**
- **Diagonal bracing for strength and rigidity**
- **Quality construction throughout**

AVAILABLE OPTIONS

12', 15', or 21' models

Powder Coat Finish in choice of colors for steel frame components

Powder Coat Finish in choice of colors for aluminum components

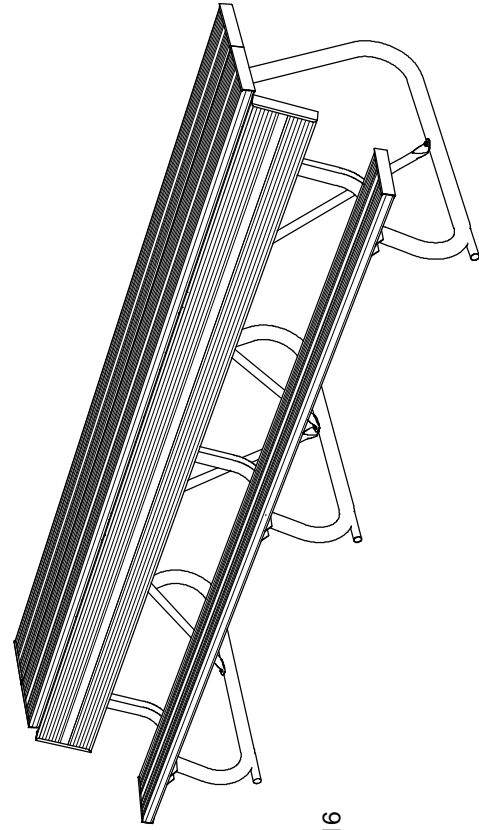
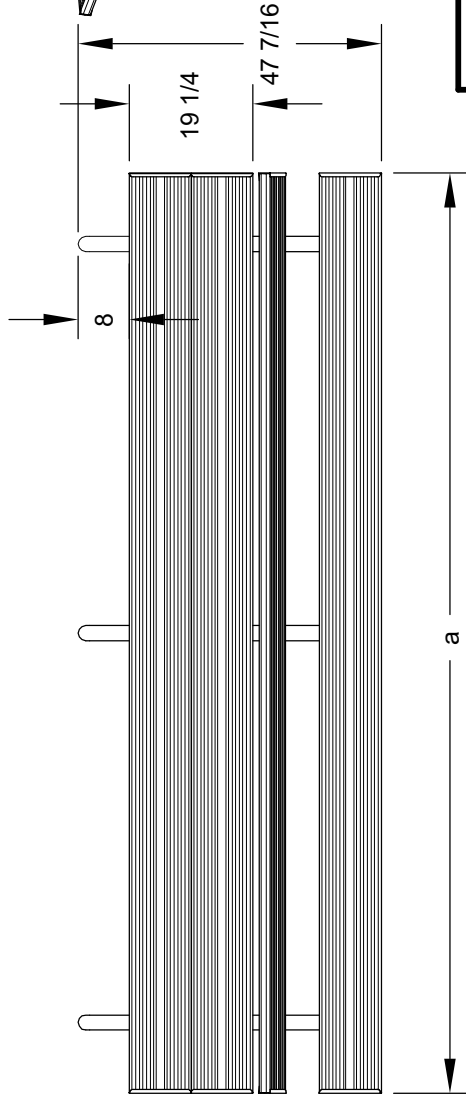
SPECIFICATIONS:

- **Model B303 and B304** end frames are one-piece, welded construction with a die-formed back, seat, and deck bracket of 2-3/8" x 1-1/2" x 1/8" nominal sized channel, and a 2.375" (2-3/8") O.D. (to meet 2" nominal steel pipe size specifications) steel pipe, die-formed to create a stable base for the bench. Bench is designed to be portable.
- **Model B303/G-12** is 12 ft. long (nom.) with three frames.
- **Model B303/G-15** is 15 ft. long (nom.) with three frames.
- **Model B304/G-21** is 21 ft. long (nom.) with four frames.
- Seat height is 17-7/8", deck height is 35-3/16".
- Frames are supported by diagonal braces of 1-5/16" O.D. 14 ga. wall steel pipe that connect to the underside of the deck.
- **Standard:** All steel frame components are hot-dip galvanized after fabrication to ASTM-A123 to maintain an average zinc coating of 2.0 oz. per sq. ft. of surface area (indicated by "/G" in model no., e.g. B303/G-12AL).
- Seat and back are each a single 2" x 10" aluminum planks, two 2" x 10" planks create a 19" wide deck the full length of the bench.
- Aluminum is extruded 6063-T6 aluminum alloy in planks with dimensions equivalent to that of 2" x 10" nominal sized lumber. The plank design is 1-3/4" x 9-5/8" with four structural reinforcement ribs for greater rigidity. Aluminum planks are provided with a clear anodized finish as per anodizing specification 204 R1. Aluminum clips to fasten planks to frames are included.
- Channel end caps are of extruded 6063-T6 aluminum alloy provided with a clear anodized finish as per anodizing specification 204 R1. End caps are press fitted over ends of aluminum planks and mechanically fastened in place at the factory.
- All fasteners are provided for assembly.
- **Optional:** Color choices of powder coated steel frame components. For optional colors choices see Specification Bulletin #SPC-CO-001.
- **Optional:** Aluminum seat, back, and deck have powder coat finish in a choice of colors. See Specification Bulletin #SPC-CO-001.
- **Optional:** Bench can be anchored to concrete surfaces with Anchor Kit #ANC2-6 for B303 benches, two Anchor Kits #ANC2-4 are required for B304 benches.

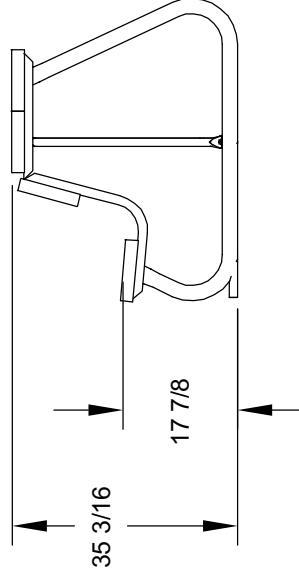
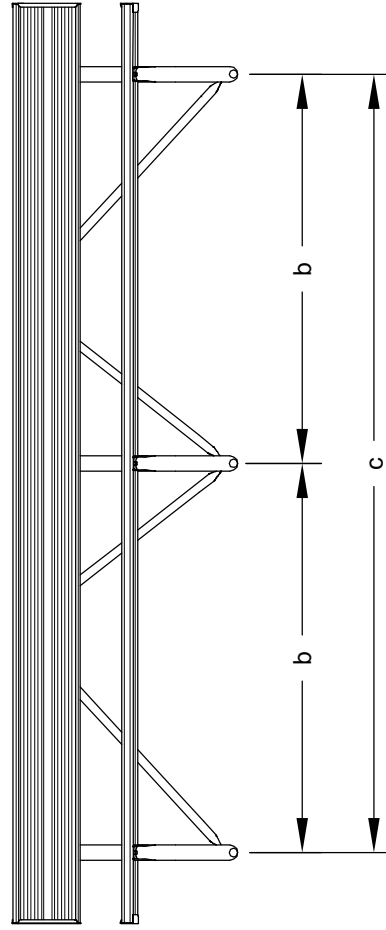
RJ Thomas Mfg. Co., Inc.

PO Box 946 • Cherokee, IA 51012-0946 • PH: 712-225-5115 • 800-762-5002 • FAX: 712-225-5796
E-mail: pilotrock@rjthomas.com • Web Site: <http://www.pilotrock.com>

© 2008 RJ Thomas Mfg. Co., Inc. PILOT ROCK® Park Products is a registered trademark of RJ Thomas Mfg. Co., Inc.



MODEL	DIMENSION			NO. of FRAMES
	a	b	c	
B303-12	143 15/16	60 7/8	121 3/4	3
B303-15	179 15/16	80 1/4	800 1/2	3
B304-21	251 15/16	80 1/4	240 3/4	4



ALL DIMENSIONS IN INCHES

RJ Thomas Mfg. Co., Inc.
 P.O. Box 946 • Cherokee, IA 51012-0946

DRAWN BY
WWM

TITLE MODEL B303 AND B304 12, 15, AND 21 FOOT PORTABLE TEAM BENCH
 WITH ALUMINUM SEAT, BACK, AND EQUIPMENT DECK

DATE 2-11-10

DWG. NO. **AI-1915**