

## Grey Creek Series, Model B31 Embedded Mount 3 and 4 Ft. Bench with Recycled Plastic Timbers



*Model B31/G-4PC34 4 Ft. Embedded Mount Bench  
with Hot Dip Galvanized Frames  
and Cedar colored Recycled Plastic 3" x 4" Timbers.*

- **Comfortable seat design may be accessed from either side**
- **Design offers extensions to make longer benches with additional armrests**
- **Wide, comfortable armrest loops integrated into end frames**
- **Sturdy, formed and welded steel frame construction**
- **Powder Coat or Hot-Dip Galvanized frame finish**
- **100% Recycled Plastic 3" x 4" Timbers**
- **Quality construction throughout**

### **SPECIFICATIONS:**

- **Model B31 Series** end frames are one-piece welded construction with 3/8" x 2-1/2" A-36 flat steel bar legs. Seat brackets are constructed of 3/8" x 2-1/2" A-36 flat steel bar with holes to mount four 3" x 4" timbers. The end frames include a welded-on circular armrest formed from 1/4" x 2-1/2" A-36 flat steel bar.
- **Model B31-3** is a nom. 3 ft. in length.
- **Model B31-4** is a nom. 4 ft. in length.
- Benches are designed to be permanently anchored by embedding bench legs in concrete footings.
- **Standard:** Frames are finished in Black powder coat (indicated by "/CB" in model no., e.g. B31/CB-3PC34).
- **Standard:** Seat is made of 100% Recycled Plastic molded into 3" x 4" nominal sized timbers with solid Cedar color (indicated by "PC" in model no., e.g. B31/CB-3PC34) formed throughout and a U.V. stabilizer added for ultra-violet protection. All timbers are precision drilled for assembly and all edges have a molded 3/8" radius with a bullnose profile timber used on outside positions.
- All fasteners are provided for assembly.
- **Optional:** Color choices of powder coated steel frame components. For optional colors choices see Specification Bulletin #SPC-CO-001.
- **Optional:** Frames are hot dip galvanized after fabrication to ASTM-A123 to maintain an average zinc coating of 2.0 oz. per sq. ft. of surface area. (To specify, change "/CB" in model no. to "/G", e.g. B31/G-3PC34.)
- **Optional:** Color choices of Recycled Plastic components. For optional colors choices see Specification Bulletin #SPC-CO-001.
- Bench extensions of a matching design are available on 3 and 4 ft. bench models. For additional information please refer to Specification Bulletin #SPC-BC-012.

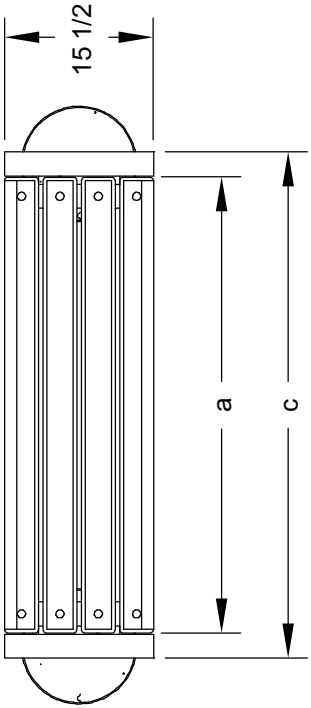
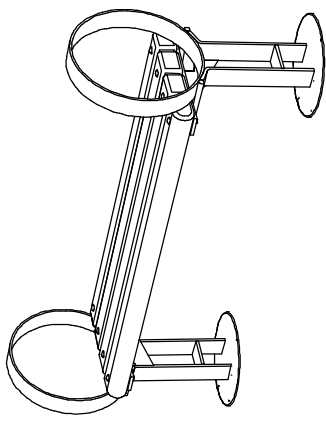
### **AVAILABLE OPTIONS**

- 3' or 4' models
- Powder Coat Finish in choice of colors or Hot Dip Galvanized steel frame components
- Choice of colors of Recycled Plastic
- Bench Extensions for 3' and 4' benches
- Custom Lettering and Plaques available (call for details)

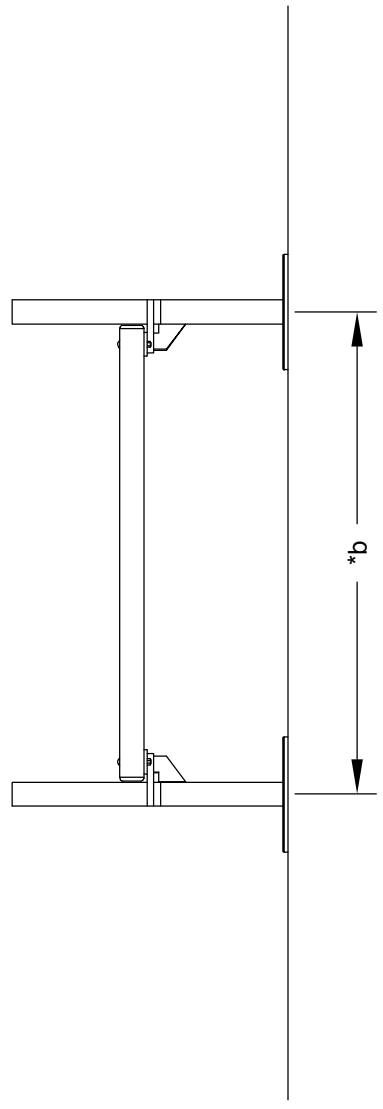
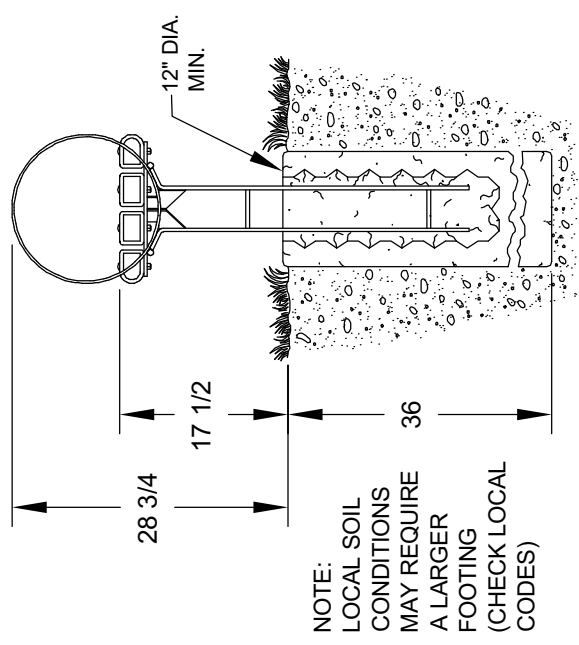
**RJThomas Mfg. Co., Inc.**

PO Box 946 • Cherokee, IA 51012-0946 • PH: 712-225-5115 • 800-762-5002 • FAX: 712-225-5796  
E-mail: pilotrock@rjthomas.com • Web Site: <http://www.pilotrock.com>

© 2008 RJThomas Mfg. Co., Inc. PILOT ROCK® Park Products is a registered trademark of RJThomas Mfg. Co., Inc.



MODEL NUMBER	DIMENSION		
	a	b	c
B31-3	35 1/2	38 1/4	40 3/4
B31-4	47 1/2	50 1/4	52 3/4



\*CTR TO CTR OF FRAME POSTS

ALL DIMENSIONS IN INCHES

**RJThomas Mfg. Co., Inc.**  
P.O. Box 946 • Cherokee, IA 51012-0946

DRAWN BY  
**WWM**

TITLE  
GREY CREEK SERIES MODEL B31 3 AND 4 FOOT FLAT EMBEDDED MOUNT BENCHES WITH 3" x 4" RECYCLED PLASTIC TIMBERS

DATE  
8-29-08

DWG. NO.  
AI-1568