



*Model B77/CR-6SP/TA Embedded Mount Bench
with red powder coat frames, 6 ft. long
with gray thermo-plastic coated cut steel plate steel seat.*

- **Comfortable seat design may be accessed from either side**
- **Wide frame curves form comfortable armrests**
- **Sturdy, formed and welded steel frame construction**
- **Powder Coat frame finish**
- **Thermo-plastic Coating heat fused to cut Steel Seat for durability**
- **Thermo-plastic Coating formulated with U.V. stabilizers for ultraviolet protection**
- **Quality construction throughout**

SPECIFICATIONS:

- **Model B77 Series** end frames are one-piece welded construction with frame to meet 2" nominal steel pipe size specifications (2-3/8" O.D.) and each corner to be formed on a nominal 6" centerline radius.
- **Model B77-4** is a nom. 4 ft. in length.
- **Model B77-6** is a nom. 6 ft. in length.
- **Model B77-8** is a nom. 8 ft. in length.
- Bench legs are designed to be permanently embedded in concrete footings.
- **Standard:** All steel frame components are finished in Black powder coat (indicated by "/CB" in model no., e.g. B77/CB-4SP/TW).
- Bench seat is a one-piece welded construction, fabricated from a 10 ga. cut steel surface welded to 7 ga. end plates (indicated by "SP" in model no., e.g. B77/CB-4SP/TW). Seat edges have a 1-13/16" radius roll to form a smooth curved outer edge of seat.
- **Standard:** All steel surfaces of the seat are covered with a thermo-plastic coating in a Brown color (indicated by "/TW" in model no., e.g. B77/CB-4SP/TW). The UV-stabilized thermo-plastic coating is applied in a multi step process of material preparation and finish application designed to permanently heat fuse and bond the finish to the steel. The thermo-plastic polyethylene finish is impact resistant, does not support mold or mildew, and the textured matte surface is less susceptible to marring and scuffing.
- All fasteners are provided for assembly.
- **Optional:** Color choices of powder coated steel frame components. For optional color choices see Specification Bulletin #SPC-CO-001.
- **Optional:** Color choices of Thermo-plastic coated steel components. For optional colors choices see Specification Bulletin #SPC-CO-001.

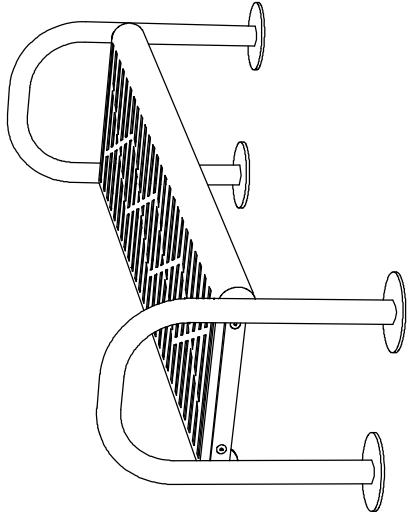
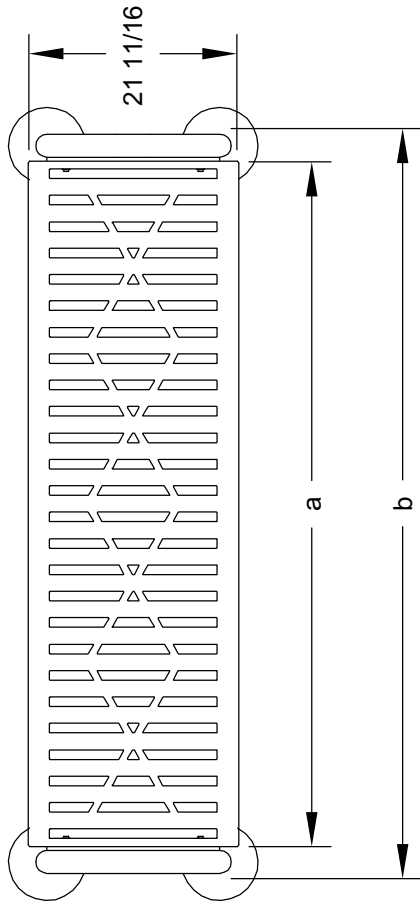
AVAILABLE OPTIONS

- **4', 6' or 8' models**
- **Choice of colors of powder coat finish on steel frame components**
- **Choice of colors of Thermo-plastic Coating**

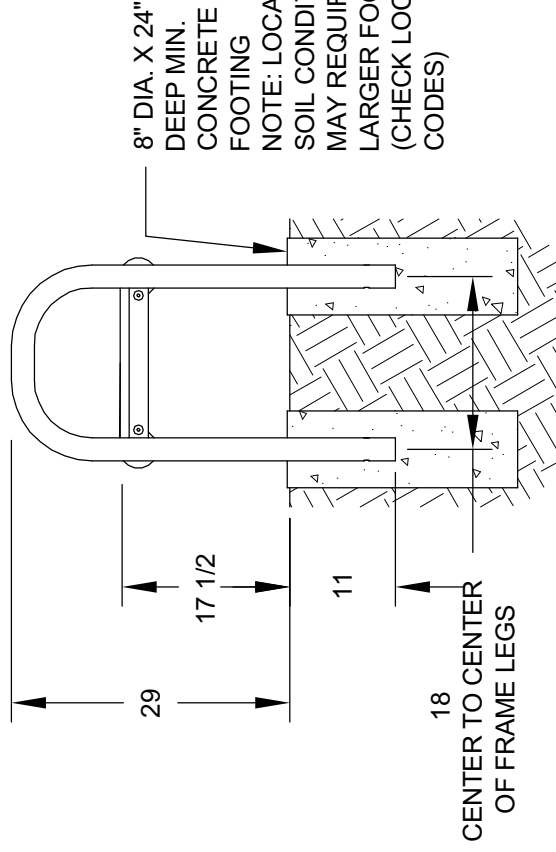
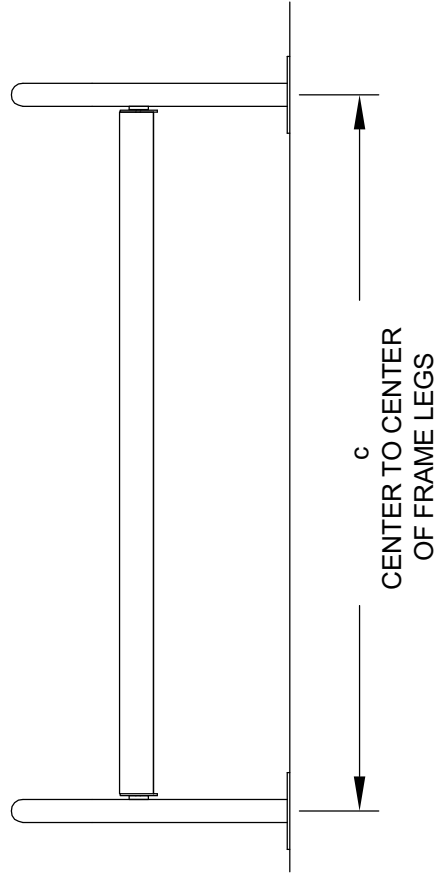
RJ Thomas Mfg. Co., Inc.

PO Box 946 • Cherokee, IA 51012-0946 • PH: 712-225-5115 • 800-762-5002 • FAX: 712-225-5796
E-mail: pilotrock@rjthomas.com • Web Site: <http://www.pilotrock.com>

© 2008 RJ Thomas Mfg. Co., Inc. PILOT ROCK[®] Park Products is a registered trademark of RJ Thomas Mfg. Co., Inc.



MODEL	DIMENSION		
	a	b	c
B77-4	48 1/4	54 1/2	50 5/8
B77-6	72 1/4	78 1/8	74 5/8
B77-8	101	102 1/8	98 5/8



ALL DIMENSIONS IN INCHES

RJ Thomas Mfg. Co., Inc.
P.O. Box 946 • Cherokee, IA 51012-0946

DRAWN BY
WWM

TITLE RIVERVIEW SERIES MODEL B77 4, 6, AND 8 FOOT FLAT EMBEDDED MOUNT BENCH
WITH THERMO-PLASTIC COATED CUT STEEL PLATE SEAT

DATE 8-23-10

DWG. NO.

AI-1960