

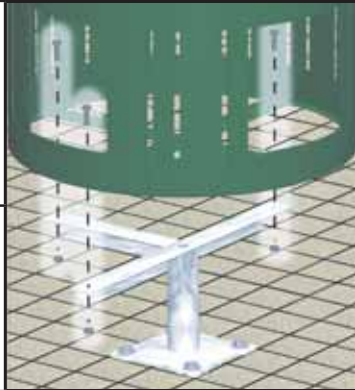





## Mounts for Trash Receptacles — Elevated

- A 2-3/8" OD steel pipe base post, welded to structural steel angle cross arms, bolts to the cross braces in the receptacle base ring (fasteners included).
- Elevated Pedestal Mounts supports receptacles 8" above ground.
- Standard hot dip galvanized finish (/G).
- Optional powder coat finish. See Specification Bulletin #SPC-CO-001.

Embedded Pedestal Mount The post is embedded into a concrete footing.	Model No.	Support	Use with these Receptacle Holders	Model No.	Surface Pedestal Mount Includes a welded 1/4" x 8" x 8" base plate anchored to surface (anchor bolts not included).
	M2	3 Crossarms 	TRH-32, TRQ-32, CN-R/R32, CN-R/D-32, CN-Q/D-32, CN-R/SS2-36, CN-R/SS2-36D, CN-R/SP2-32, CN-R/SS3-36, CN-Q/SS4-36D	M3	
	M8	4 Crossarms 	TRH-55, CN-AMR, CN-AMQ, CN-R/D-52, CN-R/D-55, CN-R/R-52, CN-R/R-55	M7	



## Mounts for Trash Receptacles — Ground Level

- Seasonal Anchors for ground level installation of all TRH's and TRQ's. Four black enamel (/B) steel rods install through holes in cross braces of bottom frame ring and into ground. Allows for relocation of receptacle.

Seasonal Ground Level Mount	Model No.	Receptacle Mount	Use with these Receptacle Holders	Permanent Surface Anchoring
	M6/B, CN-R-SS2-36D, CN-Q-SS4-36D	Steel Rods	TRH-32, TRH-55, TRH-55/SO, TRQ-32, CN-AMR, CN/AMQ, CN-EXP52, CN-Q/D-32/2, CN-R/R-32, CN-R/D-32, CN-R/SP2-32, CN-R/SS2-36, CN-R/SS3-36, CN-R/R-52, CN-R/D-52, CN-R/R-55, CN-R/D-55, CN-R-SS2-36D, CN-Q-SS4-36D Included with RA Arrays.	 TRH and TRQ receptacle base frames include (3 or 4) 9/32" dia. holes in flange to allow anchoring to a concrete surface using 1/4" x 2-1/4" concrete screws. Anchor bolts are not provided. NOTE: use same size anchors for TRH-ASH and TRQ-ASH receptacles, and P-10 planters.

## Mounts for Ash Receptacles — Elevated

- 1.90" OD x 11 ga. steel tube post welded to a 10 ga. steel formed mounting plate, four 7/16" bolt holes match plate in the bottom of each ash receptacle (fasteners included).
- Elevated Pedestal Mounts supports receptacles 8" above ground.
- Standard hot dip galvanized finish (/G).
- Optional powder coat finish. See Specification Bulletin #SPC-CO-001.

Embedded Pedestal Mount The post is embedded into a concrete footing.	Model No.	Support	Use with these Receptacle Holders	Model No.	Surface Pedestal Mount Includes a welded 1/4" x 8" x 8" base plate anchored to surface (anchor bolts not included).
	M10	Plate	TRH-ASH, TRQ-ASH, AMR-ASH, AMQ-ASH, CN-R/SS3-ASH	M11	

**RJ Thomas Mfg. Co., Inc.**

PO Box 946 • Cherokee, IA 51012-0946 • PH: 712-225-5115 • 800-762-5002 • FAX: 712-225-5796

E-mail: pilotrock@rjthomas.com • Web Site: <https://www.pilotrock.com>

© 2020 RJ Thomas Mfg. Co., Inc. PILOT ROCK® Park Products is a registered trademark of RJ Thomas Mfg. Co., Inc.