

Model OWB 4 and 6 Foot Single Pedestal Flat Bench with Lumber Timbers



Model OWB/G-6CO34 6 Ft. Embedded Mount Single Pedestal Bench with hot dip galvanized frame and Construction Heart Redwood 3" x 4" timbers.

- **Sturdy, formed and welded steel construction**
- **Flat design with Bull-nosed outside timbers**
- **Precision drilled Hardwood 3" x 4" Timbers**
- **Quality construction throughout**

SPECIFICATIONS:

- **Model OWB Series** frame is a one-piece welded construction with 4" x 4" square steel post, a 2-1/2" x 2-1/2" square tube cross-arm, and seat brackets constructed of 3/8" x 4" A-36 flat steel bar, die-formed for shape and reinforcement, to mount six 3" x 4" timbers.
- Bench is designed to be permanently anchored by embedding frame post in concrete footing.
- **Model OWB-4** is a nom. 4 ft. in length.
- **Model OWB-6** is a nom. 6 ft. in length.
- **Standard:** All steel frame components are hot-dip galvanized after fabrication to ASTM-A123 to maintain an average zinc coating of 2.0 oz. per sq. ft. of surface area (indicated by "/G" in model no., e.g. OWB/G-4CO34).
- **Standard:** Lumber is Construction Heart Redwood 3" x 4" timbers (indicated by "CO34" in model no., e.g. OWB/G-4CO34). All lumber is surface planed on all four sides; precision drilled for assembly; and has all exposed edges removed to a 3/8" radius. Outside timbers have a bull-nose radius on outside edges.
- All fasteners are provided for assembly.
- **Optional:** Frame is provided with a 3/8" x 10" x 10" steel base plate with four 25/32" holes to secure bench to existing concrete pad. To specify add "/P" after the OWB in the model no., e.g. OWB/P/G-4CO34. (Anchor bolts not included.)
- **Optional:** Color choices of powder coated steel frame components. For optional colors choices see Specification Bulletin #SPC-CO-001.
- **Optional:** In lieu of carriage bolts, zinc plated lag screws shall be provided for timber connections – please specify when ordering.

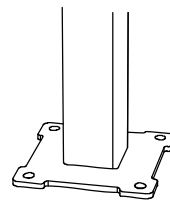
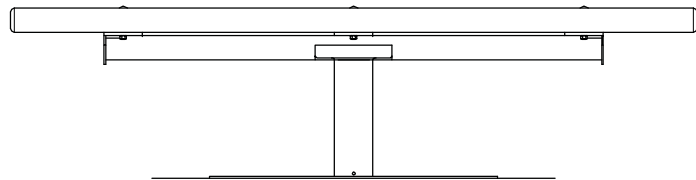
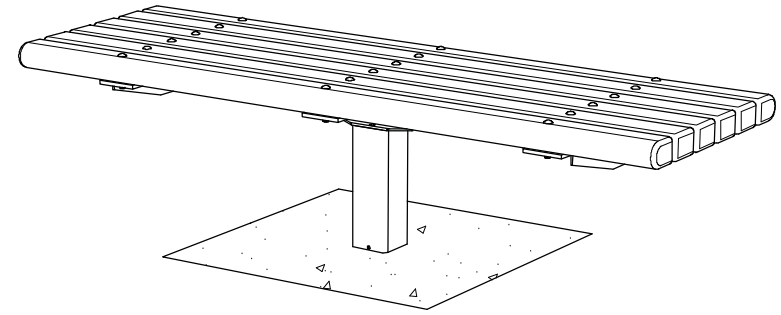
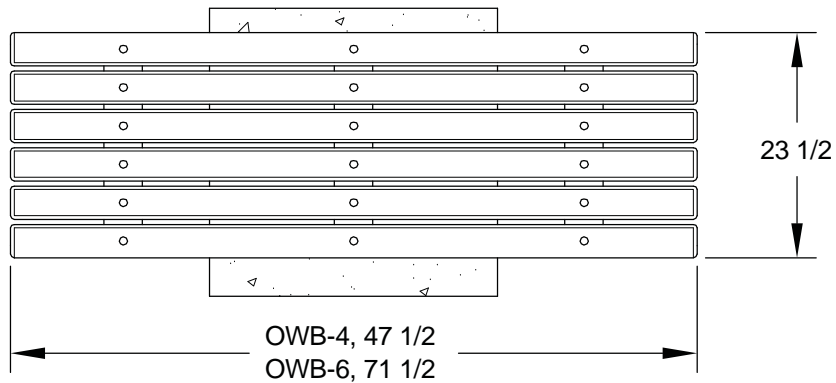
AVAILABLE OPTIONS

- 4' or 6' models
- Powder Coat Finish in choice of colors for steel frame components
- Surface Mount Base Plate
- Routed Lettering available (call for details)
- Armrests

RJ Thomas Mfg. Co., Inc.

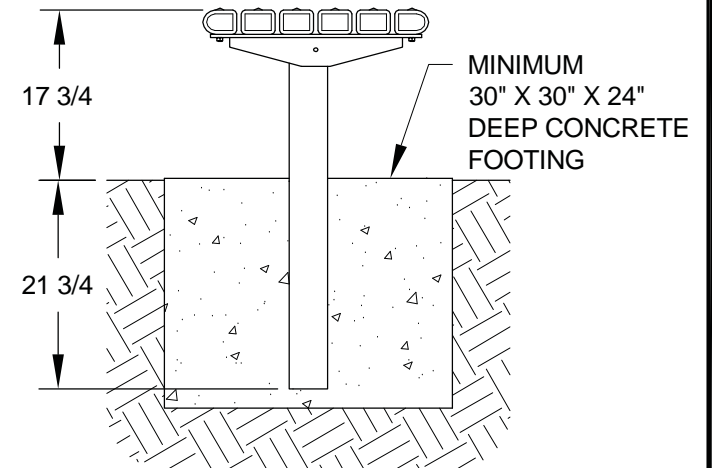
PO Box 946 • Cherokee, IA 51012-0946 • PH: 712-225-5115 • 800-762-5002 • FAX: 712-225-5796
E-mail: pilotrock@rjthomas.com • Web Site: <http://www.pilotrock.com>

© 2019 RJ Thomas Mfg. Co., Inc. PILOT ROCK® Park Products is a registered trademark of RJ Thomas Mfg. Co., Inc.



OPTIONAL
3/8" X 10" X 10"
SURFACE MOUNT
BASE PLATE WITH
FOUR 25/32" DIA. HOLES

NOTE:
LOCAL SOIL
CONDITIONS
MAY REQUIRE
A LARGER
FOOTING
(CHECK LOCAL
CODES)



ALL DIMENSIONS IN INCHES

RJThomas Mfg. Co., Inc.
P.O. Box 946 • Cherokee, IA 51012-0946

DRAWN BY
WWM

TITLE OWB SERIES 4 AND 6 FOOT EMBEDDED MOUNT SINGLE PEDESTAL FLAT BENCH
WITH LUMBER SEAT

DATE 5-02-11

DWG. NO. AI-2009