

*Model PT/CB-6DR 6 ft. Rectangular Embedded Mount Table
with black powder coat Frame and red D-Type
thermo-plastic coated expanded steel top and seats*

- **Permanent embedded mounting**
- **Sturdy 5-3/8" square center pedestal, 3-1/2" diameter round radial seat supports**
- **Wheelchair accessible design**
- **Thermo-plastic Coating heat fused to Expanded Steel Top and Seats for durability**
- **Thermo-plastic Coating formulated with U.V. stabilizers for ultraviolet protection**
- **Quality construction throughout**

AVAILABLE OPTIONS

- **Powder Coat Finish in choice of colors for steel frame components**
- **Choice of colors of Thermo-plastic Coating**
- **Surface mount base plate**

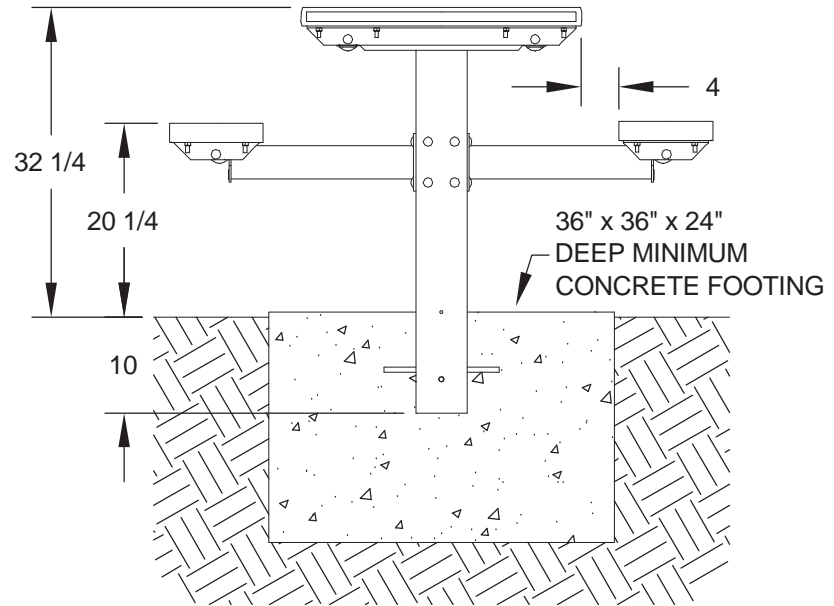
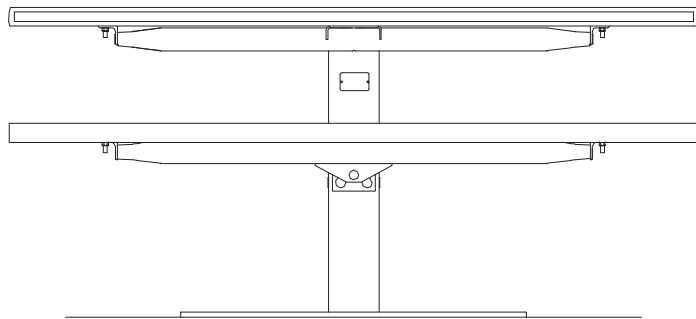
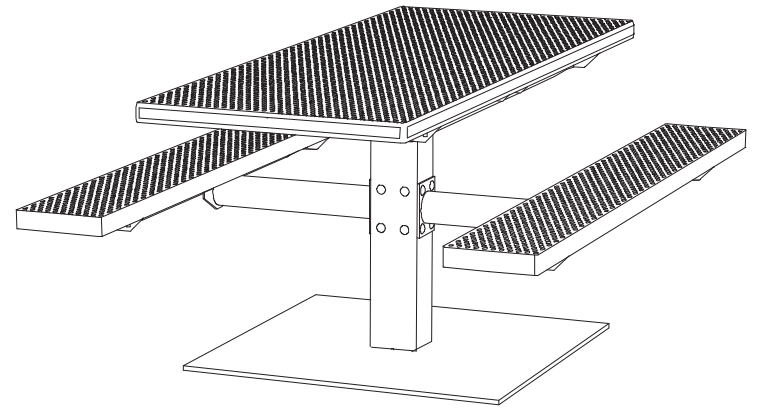
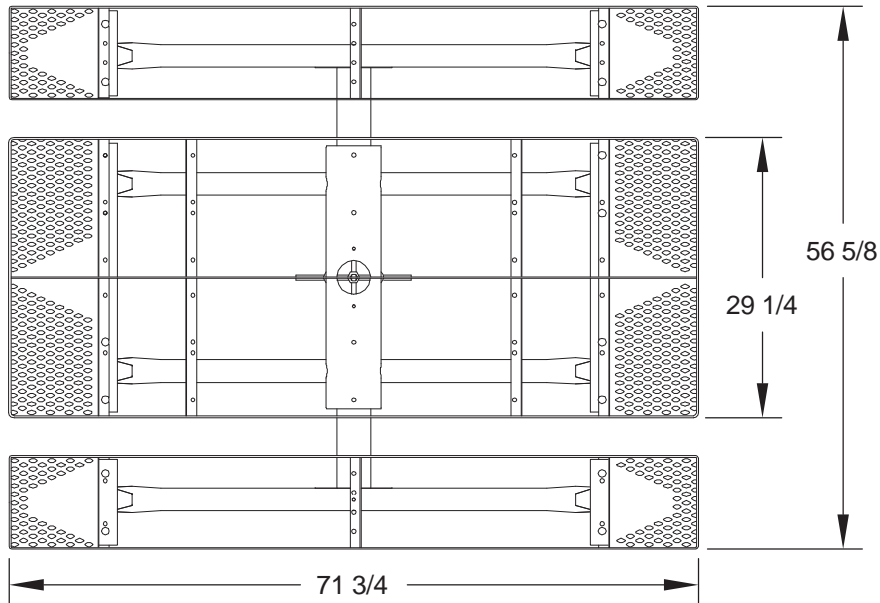
SPECIFICATIONS:

- **PT Series** table frame incorporates a 5-3/8" square single center pedestal post designed to be embedded in a concrete footing.
- Two seat support frames are each a one-piece welded construction of 3-1/2" dia. x 11 ga. wall structural steel tubing, a 2-3/8" dia. 10 ga. wall tube, and 2" x 2" x 1/8" die formed steel angles designed to resist lateral torsion and deflection when loaded.
- Frame is designed in a theft-proof manner with all fasteners extending into the central post to prevent removal once the table is assembled.
- **Model PT/G-6** has a nominal length of 72".
- Nominal table height is 32". Nominal seat height shall be 20-1/2".
- Top is supported by a subframe of 2" x 2" x 1/8" die formed steel angle, 10 ga. steel channel, and 2-3/8" round tubing.
- All galvanized fasteners are provided for table assembly.
- **Standard:** All frame components are hot-dip galvanized after fabrication to ASTM-A123 to maintain an average zinc coating of 2.0 oz. per sq. ft. of surface area (indicated by "/G" in model no., e.g. PT/G-6DW).
- **D-Type** table top and seats are each a one-piece welded construction, fabricated from a 3/4-#9 expanded steel surface with 2" roll-formed 14 ga. steel vertical edges on all sides and reinforced by a strap and die-formed angle substructure.
- **Standard:** All steel surfaces of the top and seats are covered with a thermo-plastic coating in a Brown color (indicated by "DW" in model no., e.g. PT/G-6DW). The UV-stabilized thermo-plastic coating is applied in a multi step process of material preparation and finish application designed to permanently heat fuse and bond the finish to the steel. The thermo-plastic polyethylene finish is impact resistant, does not support mold or mildew, and the textured matte surface is less susceptible to marring and scuffing.
- **Optional:** Color choices of Thermo-plastic coated steel components. For optional colors choices see Specification Bulletin #SPC-CO-001.
- **Optional:** Color choices of powder coated steel frame components. For optional colors choices see Specification Bulletin #SPC-CO-001.
- **Optional:** Frame is provided with a 3/8" x 15-3/4" x 15-3/4" steel base plate to bolt table to existing concrete pad. To specify add "/P" after the "PT" in the model no., e.g. PT/P/G-6DW. (Anchor bolts not included.)

RJ Thomas Mfg. Co., Inc.

PO Box 946 • Cherokee, IA 51012-0946 • PH: 712-225-5115 • 800-762-5002 • FAX: 712-225-5796
E-mail: pilotrock@rjthomas.com • Web Site: <http://www.pilotrock.com>

© 2017 RJ Thomas Mfg. Co., Inc. PILOT ROCK® Park Products is a registered trademark of RJ Thomas Mfg. Co., Inc.



NOTE:
 LOCAL SOIL CONITIONS
 MAY REQUIRE A LARGER
 FOOTING
 (CHECK LOCAL CODES)

ALL DIMENSIONS IN INCHES

RJThomas Mfg. Co., Inc.
 P.O. Box 946 • Cherokee, IA 51012-0946

DRAWN BY
WWM

TITLE PT SERIES 6 FOOT EMBEDDED MOUNT RECTANGULAR SINGLE PEDESTAL TABLE
 WITH D-TYPE THERMO-PLASTIC COATED EXPANDED STEEL TOP AND SEATS

DATE 3-15-10
 DWG. NO. AI-1708