



*Model Q-24/S B2 Multilevel Grill with Tip-back Grate.  
Shown with Optional Model S3 Utility Shelf*

- **Four cooking height levels with easy grate adjustment in die-cut slots**
- **Grate tips up for easy fire building and cleaning**
- **Integral ash retainer flange combats heat warpage and prevents ashes from falling from the firebox**
- **Theft-proof base attachment**
- **Full 360° rotation for draft control**
- **Public use-type grips of coiled steel bar**
- **Economic design, quality construction**

## AVAILABLE OPTIONS

- Bolt-on Utility Shelf, (S3)**
- Swivel Utility Shelf, (S6)**
- Grill Cover**
- Surface Mount Base, (B3)**
- Portable Disk Base, (B4)**

## SPECIFICATIONS:

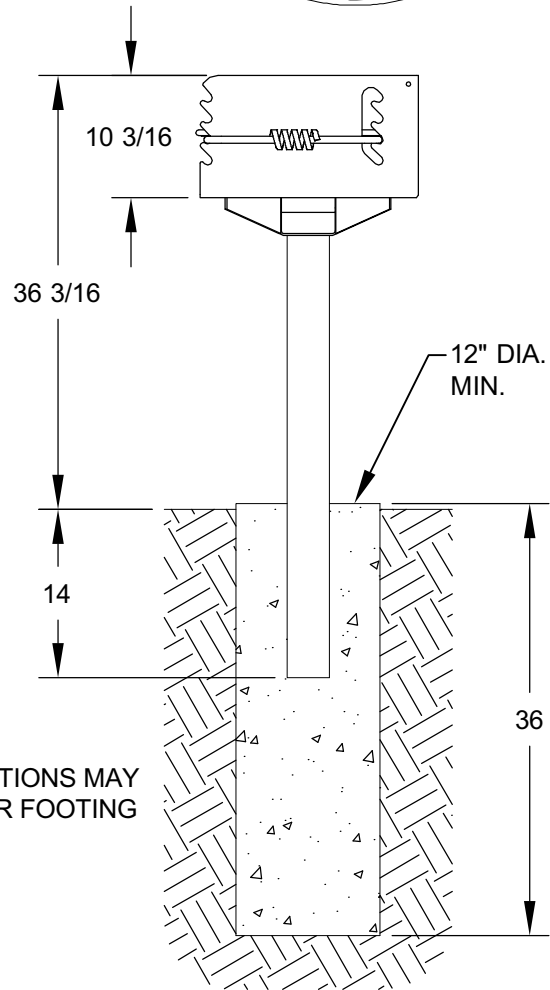
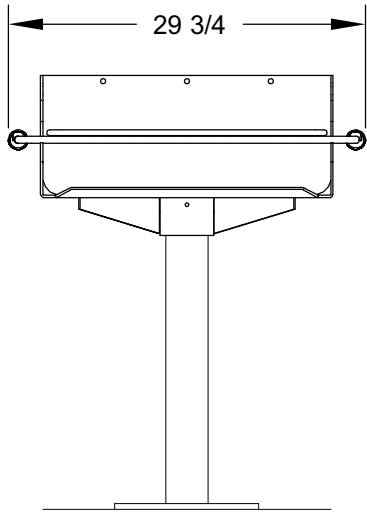
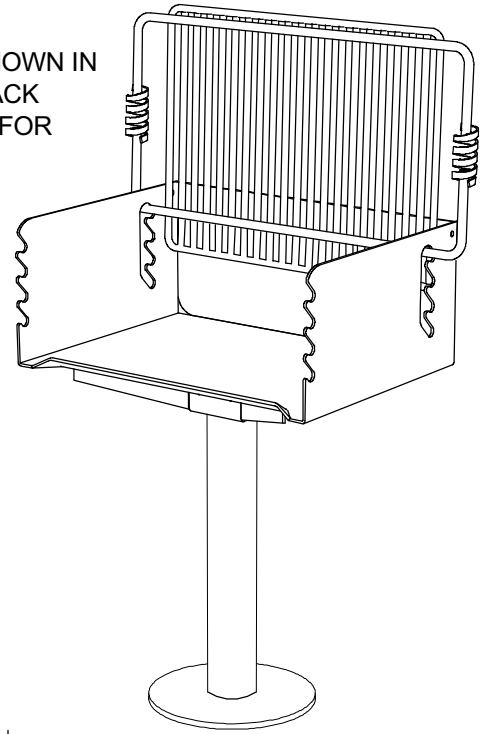
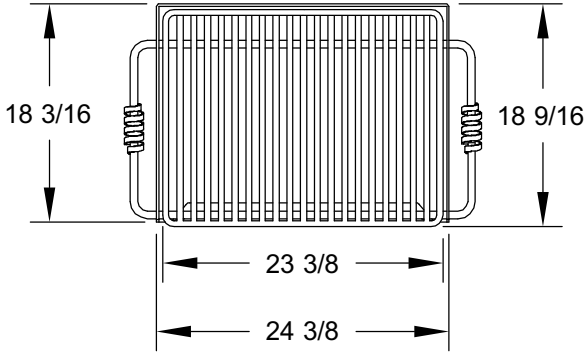
- **Model Q-24 B2** has a single 432 sq. in. cooking grate. Grate is supported by the two end panels and adjusts to 4 levels between 3-1/2" and 8-3/4" above the firebed in a 18" x 24" x 10" high firebox.
- Firebox and swivel mechanism is constructed entirely of 3/16" plate steel with integral ash flanges die-formed into front edge to retain ashes and provide reinforcement. All exposed corners are rounded to 1-1/2" radius and all edge connections are entirely welded. Allowance for drainage is provided.
- Grate is constructed from 5/8" dia. A-36 steel bars for support handles and 1/2" dia. A-36 steel bars spaced 1-1/8" on centers to provide the 432 square inch cooking surface and is permanently attached to firebox. Grate tips upward for easy fire building and cleaning.
- Grate is provided with two substantially constructed spring coil grips on each end outside of firebox suitable for public use made from 1/8" x 1/2" steel flat bar (not wire springs).
- Grill is permanently attached after base installation by means of absolutely theft-proof base attachment allowing continuous 360° rotation of grill in either direction.
- **Standard:** Grill is supported by a 3-1/2" O.D., 40" long, steel pipe for permanent installation in concrete footing (indicated by B2 in model no., e.g. Q-24 B2).
- Entire unit is finished in high temperature, heat resistant, nontoxic black enamel.
- **Optional:** Grill is provided with a 3/16" x 7-1/8" x 9-5/8" steel plate utility shelf. Add "S" to model no., e.g. Q-24/S B2.
- **Optional:** Grill is provided with a 3/16" x 8" x 16" steel plate utility shelf mounted on an arm that swivels 360° around the base post. (Order Model S6 as a separate item.)
- **Optional:** Grill is provided with a bolt-down base plate base for hard surface mounting applications. Replace "B2" in model no. with "B3", e.g. Q-24 B3.
- **Optional:** Grill is provided with a portable disc base. Replace "B2" in model no. with "B4", e.g. Q-24 B4.
- **Optional:** A rear hinged Grill Cover is a 24-3/8" x 18-3/8" x 6-1/8" canopy with enclosed ends constructed of formed and welded 14 ga. steel. Two 3/8" carriage bolts with locking nuts act as the hinge points. A handle constructed of a 1/8" x 1/2" coil spring grip and 1/2" dia. steel bars attached to one side of the cover. Finished in high temperature, nontoxic black enamel. Cover can not be used with optional shelf. Indicate choice by adding "/GC" to model no., e.g. Q-24/GC B2.

## RJ Thomas Mfg. Co., Inc.

PO Box 946 • Cherokee, IA 51012-0946 • PH: 712-225-5115 • 800-762-5002 • FAX: 712-225-5796  
E-mail: pilotrock@rjthomas.com • Web Site: <http://www.pilotrock.com>

© 2008 RJ Thomas Mfg. Co., Inc. PILOT ROCK® Park Products is a registered trademark of RJ Thomas Mfg. Co., Inc.

GRATE SHOWN IN  
TIPPED BACK  
POSITION FOR  
CLEANING



NOTE:  
LOCAL SOIL CONDITIONS MAY  
REQUIRE A LARGER FOOTING

ALL DIMENSIONS IN INCHES

**RJThomas**  
**Mfg. Co., Inc.**  
P.O. Box 946  
Cherokee, IA 51012

TITLE MODEL Q-24 PARK GRILL WITH B2 BASE

DRAWN BY	<b>WWM</b>
DATE	<b>8-05-10</b>
DWG. NO.	<b>AI-1956</b>