

Model SAB Stationary Mount 4, 6, and 8 Foot Athletic Bench with Lumber Seat

SPECIFICATION
BULLETIN
#SPC-BC-152
REV. 04-25



Model SAB/CN-6TP Embedded Mount Athletic Bench
with Green Powder Coated Frames, 6 Ft. long
with 2" x 10" Southern Yellow Pine Lumber seat.

- **Extra heavy design to be stronger and more stable with a simple, clean style.**
- **Sturdy, formed and welded steel frame construction**
- **Frames are Hot-Dip Galvanized after fabrication for superior corrosion resistance**
- **Precision drilled, Treated #1 Southern Yellow Pine Seat and Top Planks**
- **Quality construction throughout**

SPECIFICATIONS:

- **Model SAB** end frames are one-piece, welded construction with seat bracket of 2" x 2" x 3/16" A-36 structural grade steel angle and a 2.375" (2-3/8") O.D. post to meet 2" nominal steel pipe size specifications. Legs are designed to be embedded in concrete footings.
- **Model SAB/G-4** is 4 ft. long (nom.) with two frames.
- **Model SAB/G-6** is 6 ft. long (nom.) with two frames.
- **Model SAB/G-8** is 8 ft. long (nom.) with two frames.
- **Standard:** All steel frame components are hot-dip galvanized after fabrication to ASTM-A123 to maintain an average zinc coating of 2.0 oz. per sq. ft. of surface area (indicated by "/G" in model no., e.g. SAB/G-4TP).
- All fasteners are provided for assembly.
- **Standard:** Seat is 2" x 10" (nom.) Treated #1 Southern Yellow Pine plank, pressure treated and kiln dried after treatment (KDAT) to preserve wood against decay (indicated by "TP" at end of the model no., e.g. SAB/G-4TP).
- **Optional:** Color choices of powder coated steel frame components. For optional colors choices see Specification Bulletin #SPC-CO-001.
- **Optional:** Untreated #1 Southern Yellow Pine seat is readily available (To specify, change "TP" in model no. to "UP", e.g. SAB/G-6UP). (Cedar, Fir, and Redwood are available when in stock – please inquire.)
- **Optional:** A welded base plate on each leg with two 9/16" dia. holes designed to secure bench to hard surfaces. To specify, add "/P" after SAB in model number, e.g. SAB/P/G-4TP.

AVAILABLE OPTIONS

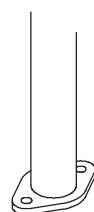
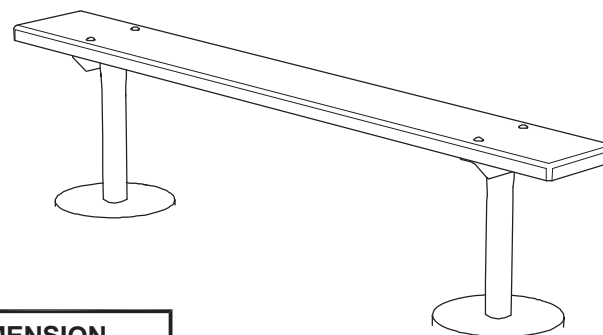
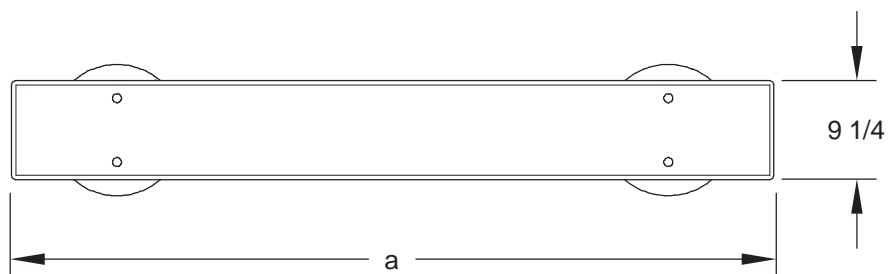
- 4', 6', or 8' models
- Powder Coat Finish in choice of colors for Steel Frame components
- Untreated #1 Southern Yellow Pine, Cedar, Fir, or Redwood lumber
- Surface mount base plate

RJ Thomas Mfg. Co., Inc.

PO Box 946 • Cherokee, IA 51012-0946 • PH: 712-225-5115 • 800-762-5002 • FAX: 712-225-5796

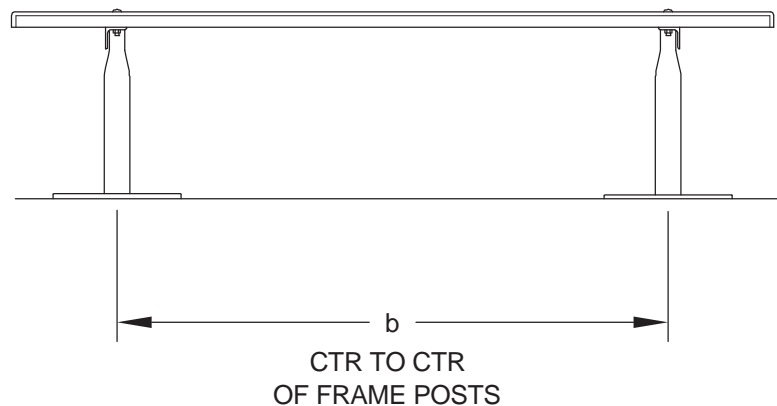
E-mail: customerservice@rjthomas.com • Web Site: <https://www.pilotrock.com>

© 2025 RJ Thomas Mfg. Co., Inc. PILOT ROCK® Park Products is a registered trademark of RJ Thomas Mfg. Co., Inc.

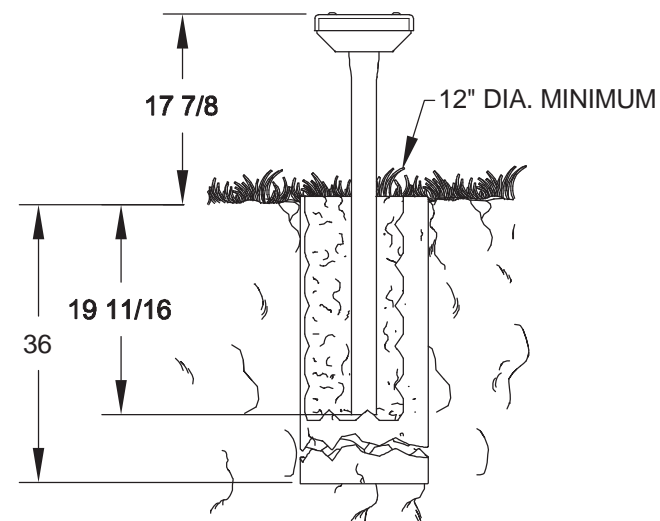


OPTIONAL SURFACE
MOUNT BASE PLATE

MODEL NUMBER	DIMENSION	
	a	b
SAB-4	47 1/2	36
SAB-6	71 1/2	51 3/4
SAB-8	95 1/2	70



NOTE:
LOCAL SOIL
CONDITIONS
MAY REQUIRE
A LARGER
FOOTING
(CHECK LOCAL
CODES)



ALL DIMENSIONS IN INCHES

ALL DIMENSIONS IN INCHES

RJThomas Mfg. Co., Inc.
P.O. Box 946 • Cherokee, IA 51012-0946

DRAWN BY
WWM

TITLE **MODEL SAB HEAVY DUTY 4, 6, AND 8 FOOT STATIONARY MOUNT ATHLETIC BENCH
WITH 2" X 10" LUMBER SEAT**

DATE **7-13-11**

DWG. NO. **AI-1841**