



*Model SCXB3/CB-10HU12 Embedded Mount Bench
with black powder coated frames, 6 Ft. long with 12" wide blue
H-Type thermo-plastic coated perforated steel seat and back.*

- **Extra heavy design to be stronger and more stable with a simple, clean style**
- **Sturdy, formed and welded steel frame construction**
- **Frames are Hot-Dip Galvanized after fabrication for superior corrosion resistance**
- **Thermo-plastic Coating heat fused to Perforated Steel Seat and Back for durability**
- **Thermo-plastic Coating formulated with U.V. stabilizers for ultraviolet protection**
- **Quality construction throughout**

AVAILABLE OPTIONS

- **Powder Coat Finish in choice of colors for steel frame components**
- **Choice of colors of Thermo-plastic Coating**
- **10" or 12" seat and back width**
- **Custom Lettering available (call for details)**
- **Armrests**

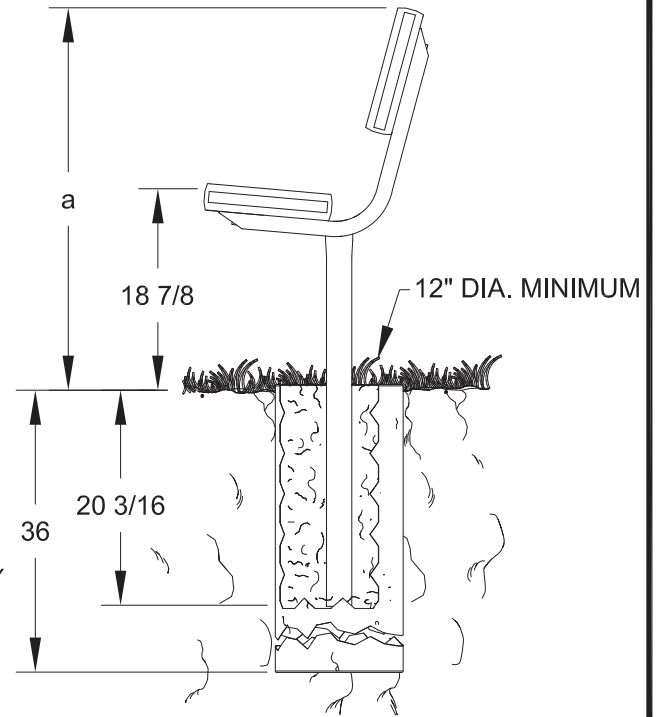
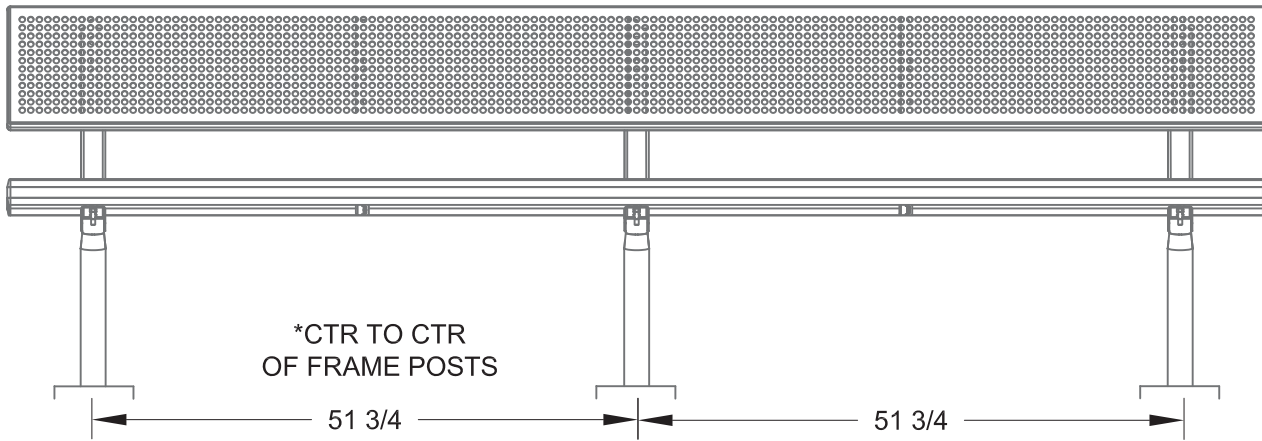
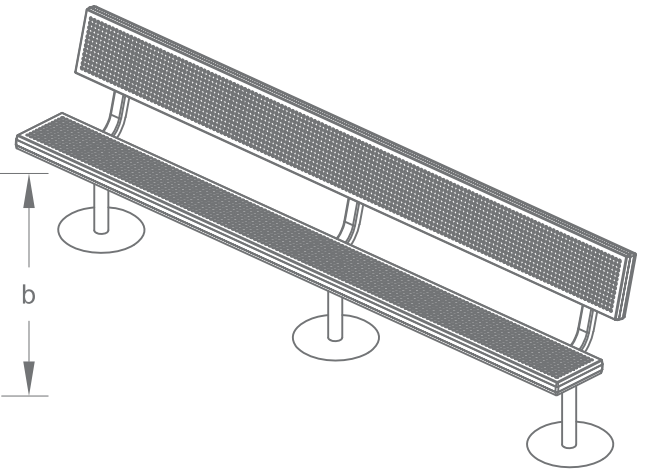
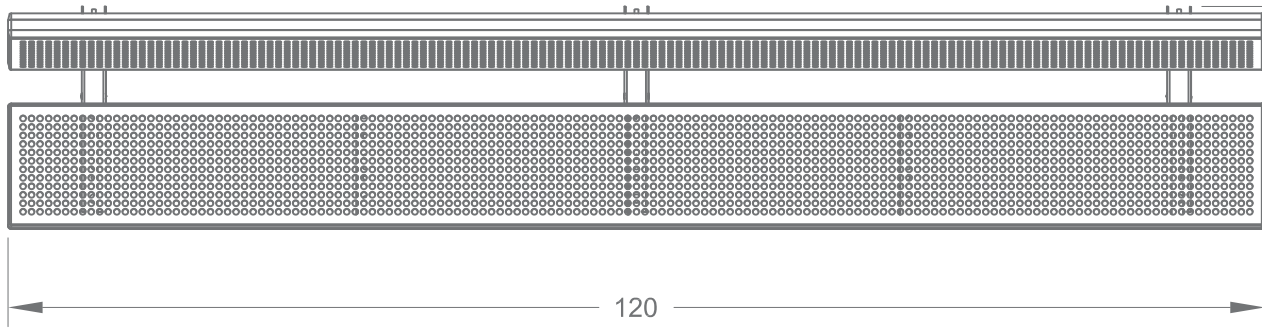
SPECIFICATIONS:

- **Model SCXB** end frames are one-piece, welded construction with a back and seat bracket of 2-3/8" x 1-1/2" x 1/8" nominal sized, die-formed channel, and a 2.375" (2-3/8") O.D. post to meet 2" nominal steel pipe size specifications. Bench leg is designed to be permanently embedded in concrete footings.
- **Model SCXB3/G-10** is 10 ft. long (nom.) with three frames.
- **Standard:** Frames are hot-dip galvanized after fabrication to ASTM-A123 to maintain an average zinc coating of 2.0 oz. per sq. ft. of surface area (indicated by "/G" in model no., e.g. SCXB3/G-10HW12).
- **Standard:** Seat and back are each 12" wide.
- **H-Type** seat and back are each a one-piece welded construction, fabricated from a 14 ga. perforated steel surface with 9/16" dia. holes in a 13/16" center to center in-line pattern and 2-1/2" x 10 ga. roll-formed vertical edges on all sides reinforced by a 10 ga. die-formed angle substructure. Substructure includes all mounting holes for easy assembly of bench.
- **Standard:** All steel surfaces of the seat and back are covered with a thermo-plastic coating in a Brown color (indicated by "HW" in model no., e.g. SCXB3/G-10HW12). The UV-stabilized thermo-plastic coating is applied in a multi step process of material preparation and finish application designed to permanently heat fuse and bond the finish to the steel. The thermo-plastic polyethylene finish is impact resistant, does not support mold or mildew, and the textured matte surface is less susceptible to marring and scuffing.
- All fasteners are provided for assembly.
- **Optional:** Color choices of powder coated steel frame components. For optional colors choices see Specification Bulletin #SPC-CO-001.
- **Optional:** Color choices of Thermo-plastic coated steel components. For optional colors choices see Specification Bulletin #SPC-CO-001.
- **Optional:** Seat and back are each a 10" wide one-piece welded construction with 10 ga. x 2-1/2" (2" on 4 ft. models) roll-formed vertical edges on all sides. Indicate choice by changing "10" in model no. to "12", e.g. SCXB3/G-10HW12.
- **Optional:** A welded base plate on each leg with two 9/16" dia. holes designed to secure bench to hard surfaces. To specify, add "/P" after SCXB in model number, e.g. SCXB3/P/G-10HW10.


RJ Thomas Mfg. Co., Inc.

PO Box 946 • Cherokee, IA 51012-0946 • PH: 712-225-5115 • 800-762-5002 • FAX: 712-225-5796
E-mail: customerservice@rjthomas.com • Web Site: <https://www.pilotrock.com>

© 2026 RJ Thomas Mfg. Co., Inc. PILOT ROCK® Park Products is a registered trademark of RJ Thomas Mfg. Co., Inc.



OPTIONAL SURFACE MOUNT BASE PLATE



MODEL NUMBER	DIMENSION	
	a	b
SCXB3-10-10	35	20-1/4
SCXB3-10-12	36	21-1/4

NOTE:
LOCAL SOIL CONDITIONS MAY
REQUIRE A LARGER FOOTING
(CHECK LOCAL CODES)

ALL DIMENSIONS IN INCHES

RJThomas Mfg. Co., Inc.
P.O. Box 946 • Cherokee, IA 51012-0946

DRAWN BY
JGJ

TITLE **MODEL SCXB EXTRA HEAVY DUTY 10 FOOT EMBEDDED MOUNT BENCH WITH H-TYPE THERMO-PLASTIC COATED PERFORATED STEEL SEAT AND BACK**

DATE **04-06-23**

DWG. NO. **AI-3044**