

Model SWRB 4, 6, and 8 Foot Embedded Mount Contour Bench with Recycled Plastic Timbers



*Model SWRB3/G-8PC 8 Ft. Embedded Mount Bench
with Hot Dip Galvanized Frames
and Cedar colored Recycled Plastic 3" x 4" timbers.*

- **Sturdy, formed and welded steel construction**
- **Contour design with Bull-nosed top and front timbers**
- **100% Recycled Plastic seat and backrest timbers with solid color and U.V. stabilizer for ultraviolet protection**
- **Precision drilled plastic timber**
- **Quality construction throughout**

SPECIFICATIONS:

- **Model WRB Series** end frames are one-piece welded construction with 2-1/2" x 2-1/2" square steel post. Seat brackets are constructed of 3/8" x 4" A-36 flat steel bar, die-formed for shape and reinforcement, to mount eight 3" x 4" timbers.
- Bench is designed to be permanently anchored by embedding bench legs in concrete footings.
- **Model SWRB-4** is a nom. 4 ft. in length with two (2) frames.
- **Model SWRB3-6** is a nom. 6 ft. in length with three (3) frames.
- **Model SWRB3-8** is a nom. 8 ft. in length with three (3) frames.
- **Standard:** All steel frame components are hot-dip galvanized after fabrication to ASTM-A123 to maintain an average zinc coating of 2.0 oz. per sq. ft. of surface area (indicated by "/G" in model no., SWRB/G-4PC).
- **Standard:** Seat is made of 100% Recycled Plastic molded into 3" x 4" nominal sized timbers with solid Cedar color (indicated by "PC" in model no., SWRB/G-4PC) formed throughout and a U.V. stabilizer added for ultra-violet protection.
- All fasteners are provided for assembly.
- **Optional:** Color choices of powder coated steel frame components. For optional colors choices see Specification Bulletin #SPC-CO-001.
- **Optional:** Color choices of Recycled Plastic components. For optional colors choices see Specification Bulletin #SPC-CO-001.
- **NOTE:** All contour benches using lumber or recycled plastic seat timbers that include a custom plaque or engraving may use lag bolts to attach the timbers to the bench frame (*instead of carriage bolts*).

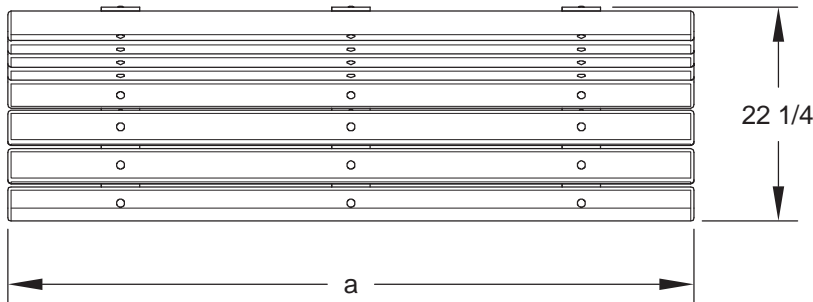
AVAILABLE OPTIONS

- 4', 6', or 8' models
- Powder Coat Finish in choice of colors for steel frame components
- Choice of colors of Recycled Plastic
- Surface Mount Base Plate
- Custom Routed Lettering and Plaques available (call for details)
- Armrests

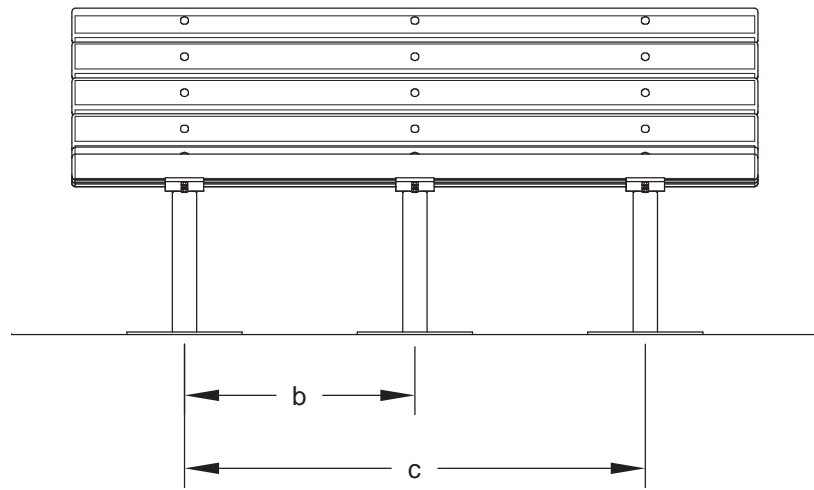
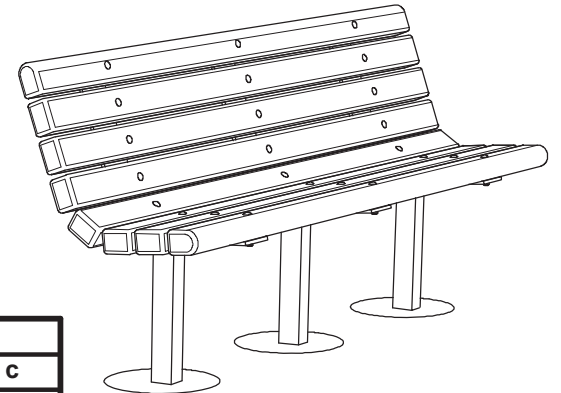
RJ Thomas Mfg. Co., Inc.

PO Box 946 • Cherokee, IA 51012-0946 • PH: 712-225-5115 • 800-762-5002 • FAX: 712-225-5796
E-mail: pilotrock@rjthomas.com • Web Site: <https://www.pilotrock.com>

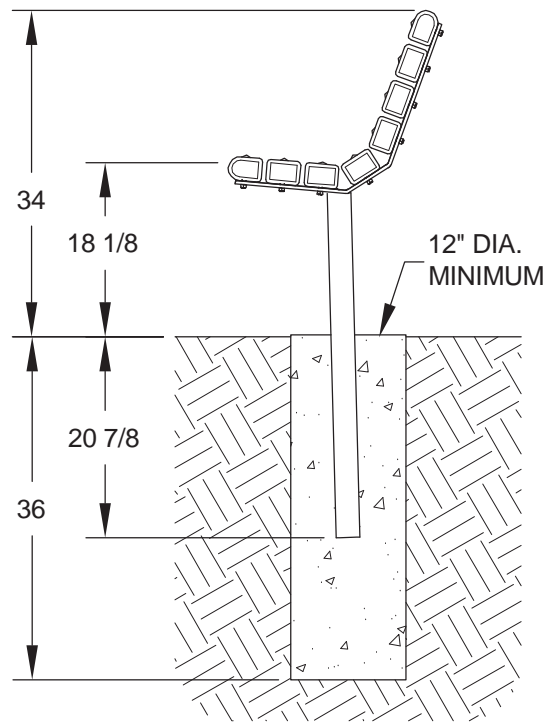
© 2022 RJ Thomas Mfg. Co., Inc. PILOT ROCK® Park Products is a registered trademark of RJ Thomas Mfg. Co., Inc.



MODEL NUMBER	DIMENSION		
	a	b	c
SWRB-4	47-1/2	N/A	36
SWRB3-6	71-1/2	24	48
SWRB3-8	95-1/2	34	68



CENTER TO CENTER OF LEGS
 CENTER FRAME NOT USED ON 4 FOOT MODEL



NOTE: LOCAL SOIL CONDITIONS MAY REQUIRE A LARGER FOOTING (CHECK LOCAL CODES)

ALL DIMENSIONS IN INCHES

RJThomas Mfg. Co., Inc.
 P.O. Box 946 • Cherokee, IA 51012-0946

DRAWN BY
WWM

TITLE MODEL SWRB 4, 6, AND 8 FOOT EMBEDDED MOUNT CONTOUR BENCH WITH 3" X 4" RECYCLED PLASTIC TIMBERS

DATE 6-21-10

DWG. NO. AI-1636