



Model T602/CN-8SC/TW 8 ft. Wheelchair Accessible Caterpillar style rectangular table with green powder coated frames and brown thermo-plastic coated steel channel top and seats. Table provides access for a wheelchair at each end.

- **ADA compliant access for two wheelchairs**
- **Choice of seating configurations for full length or split seats**
- **All welded end frames are fabricated from 2-3/8" diameter steel pipe**
- **Diagonal braces align and strengthen entire table**
- **Frames are hot dip galvanized after fabrication for superior corrosion resistance**
- **Thermo-plastic Coating heat fused to Steel Channel Top and Seats for durability**
- **Thermo-plastic Coating formulated with U.V. stabilizers for ultraviolet protection**

AVAILABLE OPTIONS

- **6 or 8 ft. lengths**
- **Powder Coat Finish in choice of colors for steel frame components**
- **Choice of colors of Thermo-plastic Coating**

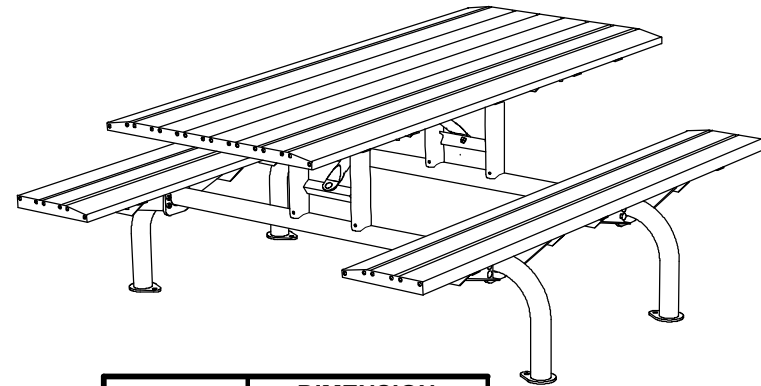
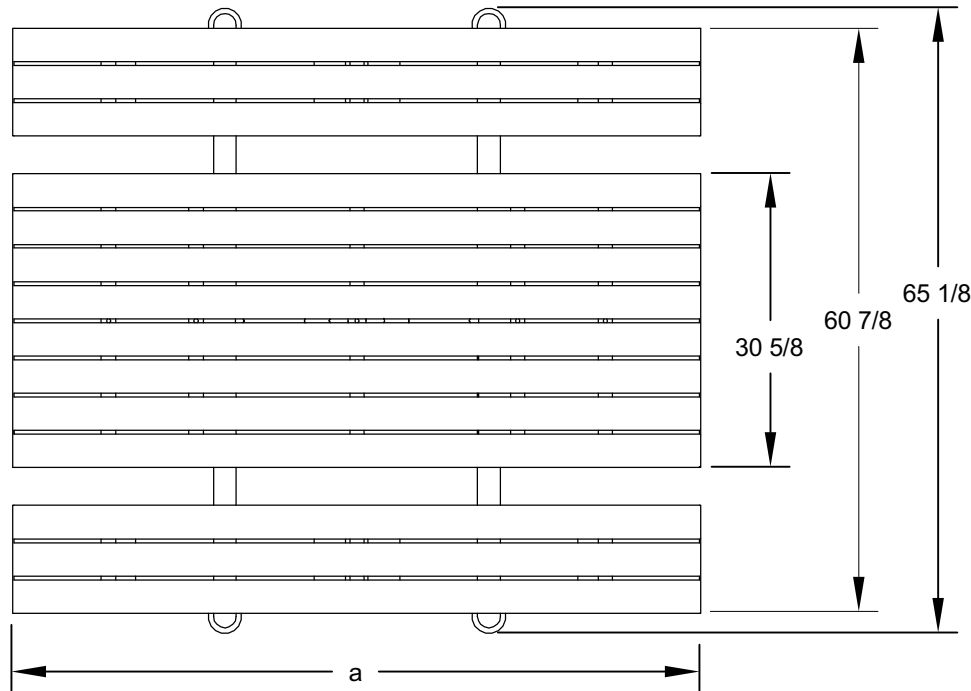
SPECIFICATIONS:

- **T600 Series** end frames are one-piece welded construction, fabricated from 2.375" O.D. (2-3/8" O.D.) steel pipe to meet 2" nominal steel pipe size specifications with 2" x 2" x 3/16" A-36 structural grade steel angle attaching the seats and top. Welded mounting plates with 9/16" dia. holes allow table to be permanently anchored to hard surfaces. Anchors not included.
- Table frame design incorporates step-over design.
- Table provides ADA compliant access for a wheelchair at each end of the table: 30" wide, 19" deep, and 27" from ground to bottom of table top for knee space, and minimum 9" above ground extending a total of 24" deep for toe space.
- **Model T602-6** has a nominal length of 72".
- **Model T602-8** has a nominal length of 96".
- Nominal table height is 29-1/2". Nominal seat height is 17-5/8".
- Frames are supported by diagonal braces of 1-5/16" O.D. x 14 ga. wall steel pipe connected to the table top designed to align and provide attachment to the table top.
- All fasteners are provided for assembly.
- **Standard:** All steel frame components are hot-dip galvanized after fabrication to ASTM-A123 to maintain an average zinc coating of 2.0 oz. per sq. ft. of surface area (indicated by "/G" in model no., e.g. T602/G-6SC/TW).
- Steel channel top and seats are each a one-piece welded construction, fabricated from 16 ga. steel plate formed to nominal dimensions of 2" x 4" lumber, with 10 ga. bracing (indicated by "SC" in model no., e.g. T602/G-6SC/TW). Structure includes all mounting holes for assembly of table.
- **Standard:** All steel surfaces of the top and seats are covered with a thermo-plastic coating in a Brown color (indicated by "/TW" in model no., e.g. T602/G-6SC/TW). The UV-stabilized thermo-plastic coating is applied in a multi step process of material preparation and finish application designed to permanently heat fuse and bond the finish to the steel. The thermo-plastic polyethylene finish is impact resistant, does not support mold or mildew, and the textured matte surface is less susceptible to marring and scuffing.
- **Optional:** All steel frame components have powder coat finish. See Specification Bulletin #SPC-CO-001.
- **Optional:** Color choices of Thermo-plastic coated steel components. For optional colors choices see Specification Bulletin #SPC-CO-001.

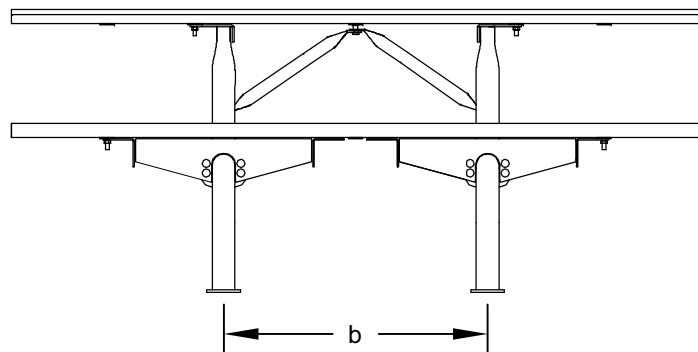
RJ Thomas Mfg. Co., Inc.

PO Box 946 • Cherokee, IA 51012-0946 • PH: 712-225-5115 • 800-762-5002 • FAX: 712-225-5796
E-mail: pilotrock@rjthomas.com • Web Site: <http://www.pilotrock.com>

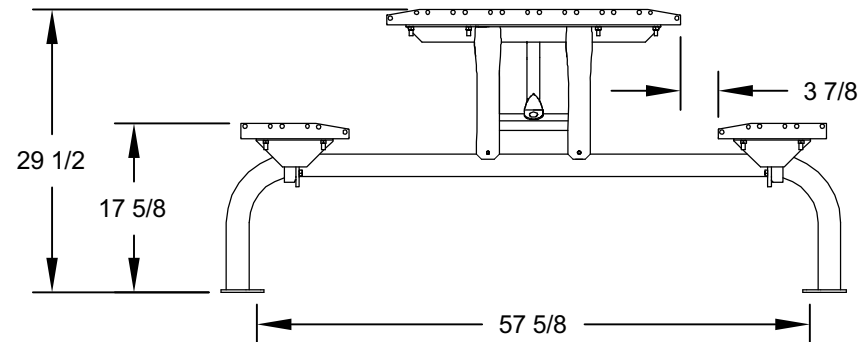
© 2012 RJ Thomas Mfg. Co., Inc. PILOT ROCK® Park Products is a registered trademark of RJ Thomas Mfg. Co., Inc.



Model Number	DIMENSION	
	a	b
T602-6	71 7/8	71 7/8
T602-8	95 7/8	95 7/8



CENTER TO CENTER OF MOUNTING HOLES



CENTER TO CENTER OF MOUNTING HOLES

ALL DIMENSIONS IN INCHES

RJThomas Mfg. Co., Inc.
P.O. Box 946 • Cherokee, IA 51012-0946

DRAWN BY
WWM

TITLE T600 SERIES CATERPILLAR STYLE 6, 8, AND 10 FOOT RECTANGULAR TABLE WITH THERMO-PLASTIC COATED STEEL CHANNEL TOP AND SEATS

DATE 7-3-12

DWG. NO. AI-2044