

# UT Series Wheelchair Accessible Extended Portable Rectangular Table with Lumber Top and Seats



*Model UT/CW-6UP/E 6 Ft. Wheelchair Accessible Extended Portable Rectangular Table, with Brown Powder Coat Frames and Untreated Pine Top and Seats*

- **Extended top for wheelchair accessibility at one end**
- **Strong 1-5/8" diameter all welded, steel pipe end frame construction**
- **Die-formed center channel under table top to support and align top planks**
- **Diagonal bracing for strength and rigidity**
- **Frames are hot-dip galvanized after fabrication for superior corrosion resistance**
- **Precision drilled, Untreated #1 Southern Yellow Pine seat and top planks**
- **Limited Lifetime Warranty on frames**

## AVAILABLE OPTIONS

**6' or 8' lengths**

**Powder Coat Finish in choice of colors on frame components**

**Pressure treated #1 Southern Yellow Pine lumber (Cedar, Fir, or Redwood lumber when in stock)**

**Backrest attachments**

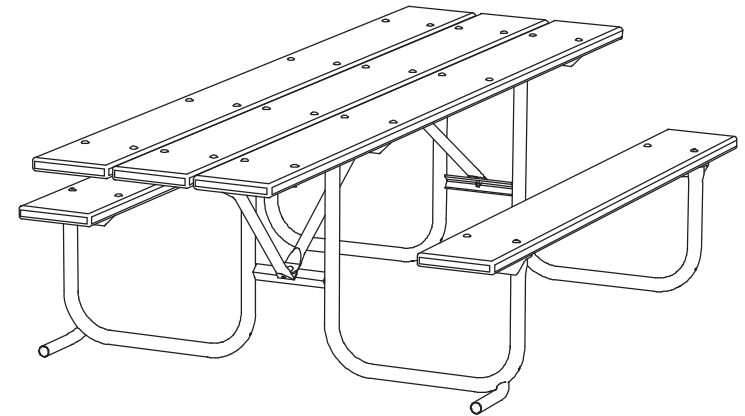
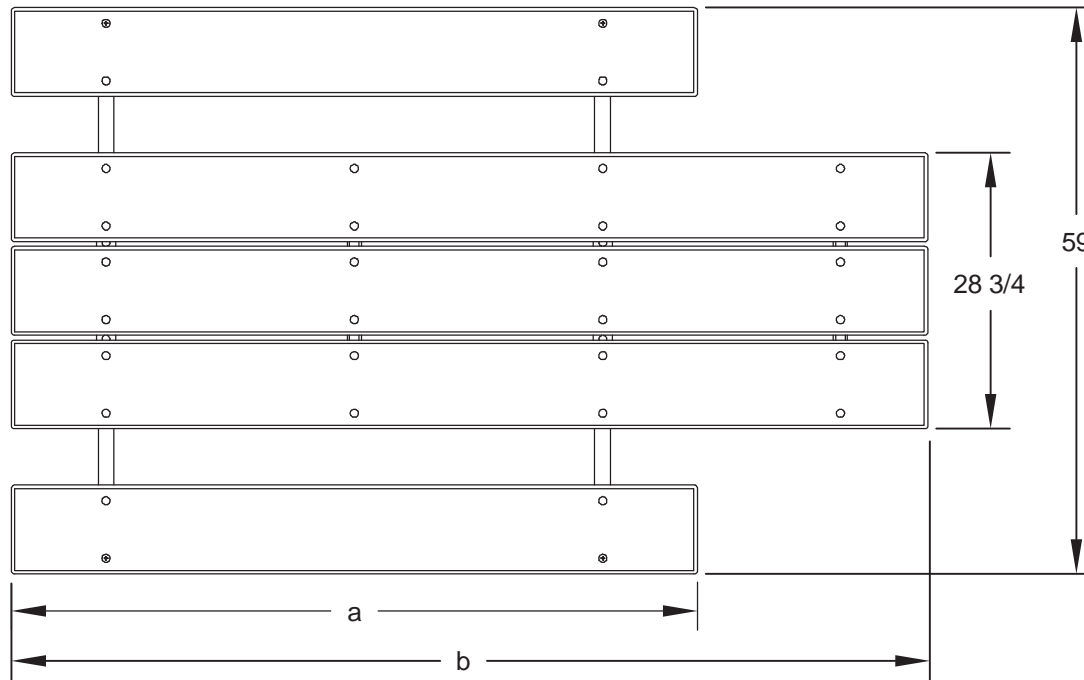
## SPECIFICATIONS:

- **UT Series** end frames are one-piece welded construction, fabricated from 1.660" O.D. (1-5/8" O.D.) steel pipe to meet 1-1/4" nominal pipe size specifications with 2" x 2" x 1/8" die formed steel angle for attaching the seats and tops. "Outriggers" are attached to the frame on the extended end of the table for added stability.
- Table frame design incorporates nontip, nontrip, walk-through design features.
- **Model UT/G-6UP/E** has nominal 6 ft. long seats and a nominal 8 ft. long top. Includes stabilizing frame outriggers.
- **Model UT/G-8UP/E** has nominal 8 ft. long seats and a nominal 10 ft. long top.
- Nominal table height is 29-3/4". Nominal seat height is 17-9/16".
- Table top extends 2 ft. beyond seats (indicated by "E" in model no., e.g. UT/G-6UP/E) to provide the ADA recommended wheelchair clearances of: 30" wide, 27" under table (ground to bottom of table top), and 24" total knee and toe clearance (19" + 5").
- Frames are supported by diagonal braces of 1-5/16" O.D. 14 ga. wall steel pipe that connect to the underside of the table top.
- **Standard:** All steel frame components are hot-dip galvanized after fabrication to ASTM-A123 to maintain an average zinc coating of 2.0 oz. per sq. ft. of surface area (indicated by "/G" in model no., e.g. UT/G-6UP/E).
- **Standard:** Lumber is Untreated #1 grade Southern Yellow Pine (indicated by "UP" in model no., e.g. UT/G-6UP/E) 2" x 10" nominal sized planks, kiln dried to reduce moisture content. All lumber is precision drilled to facilitate assembly and has all exposed edges removed to a 3/8" radius.
- **Optional:** All steel frame components have powder coat finish. See Specification Bulletin #SPC-CO-001.
- **Optional:** Treated #1 Southern Yellow Pine is readily available and is pressure treated and kiln dried after treatment (KDAT) to preserve wood against decay. To specify, change "UP" in model no. to "TP", e.g. UT/G-6TP/E. (Cedar, Fir, and Redwood are available when in stock – please inquire.)
- **Optional:** Table is provided with (2) backrest attachments to bolt to the table frame, consisting of (2) pair of backrest brackets and (2) lumber backrest planks.

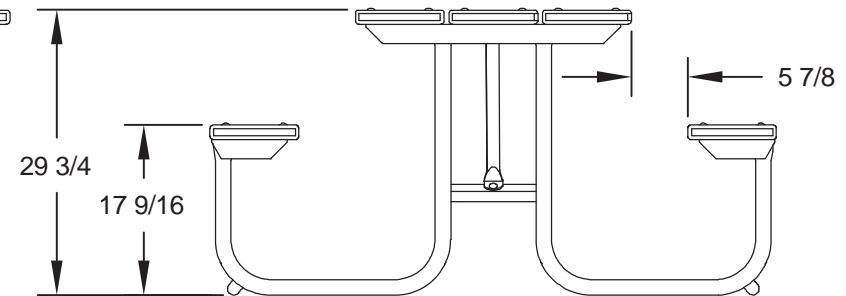
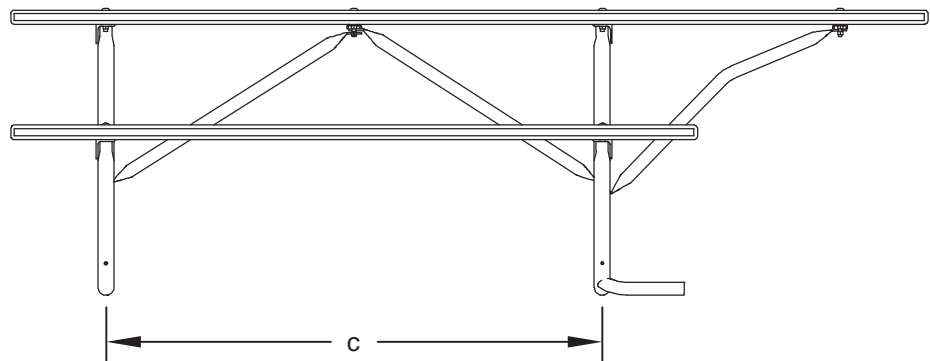
**RJ Thomas Mfg. Co., Inc.**

PO Box 946 • Cherokee, IA 51012-0946 • PH: 712-225-5115 • 800-762-5002 • FAX: 712-225-5796  
E-mail: pilotrock@rjthomas.com • Web Site: <http://www.pilotrock.com>

© 2017 RJ Thomas Mfg. Co., Inc. PILOT ROCK® Park Products is a registered trademark of RJ Thomas Mfg. Co., Inc.



MODEL NUMBER	DIMENSION			STABILIZING OUTRIGGERS
	a	b	c	
UT-6/E	72 1/2	95 1/2	51-3/4	INCLUDED
UT-8/E	95 1/2	119 1/2	70	NOT REQUIRED



ALL DIMENSIONS IN INCHES

**RJThomas Mfg. Co., Inc.**  
P.O. Box 946 • Cherokee, IA 51012-0946

DRAWN BY  
**WWM**

TITLE **UT SERIES 6 and 8 FOOT WHEELCHAIR ACCESSIBLE  
PORTABLE RECTANGULAR TABLE EXTENDED 2 FOOT ON ONE END  
WITH LUMBER TOP AND SEATS**

DATE 2-08-11

DWG. NO. **AI-1687**