



***WMB3/CN-6VW12** Wall Mount Bench, 6 ft. long
with green powder coated frames and brown 12 in. wide
V-Type thermo-plastic coated expanded steel seat.*

- **Perfect for locker rooms, pools, and parks**
- **Formed and welded 10 ga. steel channel frames**
- **Frames are Hot-Dip Galvanized after fabrication for superior corrosion resistance**
- **Thermo-plastic Coating heat fused to Expanded Steel Seat for durability**
- **Thermo-plastic Coating formulated with U.V. stabilizers for ultraviolet protection**

SPECIFICATIONS:

- **WMB Series** wall mount bench is designed to mount to hard surface walls.
- Frames are constructed of 10 ga. formed and welded steel 2-5/16" x 1-7/16" channel with three 7/16" dia. holes for attachment to wall with suitable anchors (anchors not included).
- **Model WMB-4** is a nominal 4' long with two frames.
- **Model WMB3-6** is a nominal 6' long with three frames.
- **Model WMB3-8** is a nominal 8' long with three frames.
- Bench is designed to be mounted 18" above the floor level.
- Front of seat extends 15-3/8" out from wall.
- **Standard:** All steel frame components are hot-dip galvanized after fabrication to ASTM-A123 to maintain an average zinc coating of 2.0 oz. per sq. ft. of surface area (indicated by "/G" in model no., e.g. WMB/G-4VW12).
- **Standard:** Seat is 12" wide.
- **V-Type** seat is a one-piece welded construction, fabricated from a 3/4-#9 expanded steel surface with 10 ga. x 2-1/2" roll-formed vertical edges on all sides and reinforced by a 10 ga. die-formed angle substructure. Substructure includes all mounting holes for easy assembly of bench.
- **Standard:** All steel surfaces of the seat are covered with a thermo-plastic coating in a Brown color (indicated by "VW" in model no., e.g. WMB/G-4VW12). The UV-stabilized thermo-plastic coating is applied in a multi step process of material preparation and finish application designed to permanently heat fuse and bond the finish to the steel. The thermo-plastic polyethylene finish is impact resistant, does not support mold or mildew, and the textured matte surface is less susceptible to marring and scuffing.
- All fasteners are provided for assembly.
- **Optional:** Color choices of powder coated steel frame components. For optional colors choices see Specification Bulletin #SPC-CO-001.
- **Optional:** Color choices of Thermo-plastic coated steel components. For optional colors choices see Specification Bulletin #SPC-CO-001.

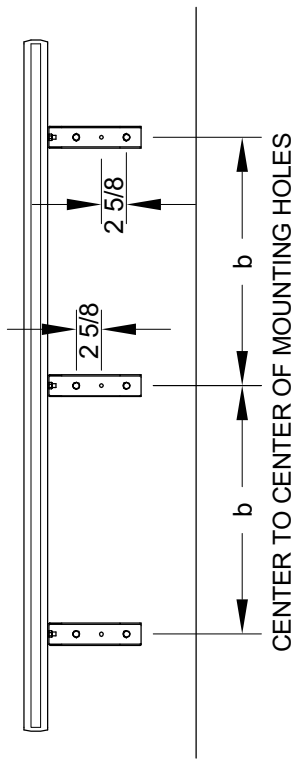
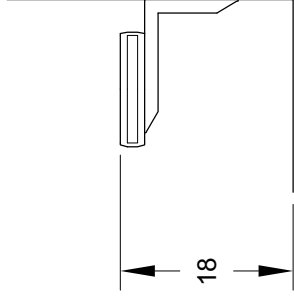
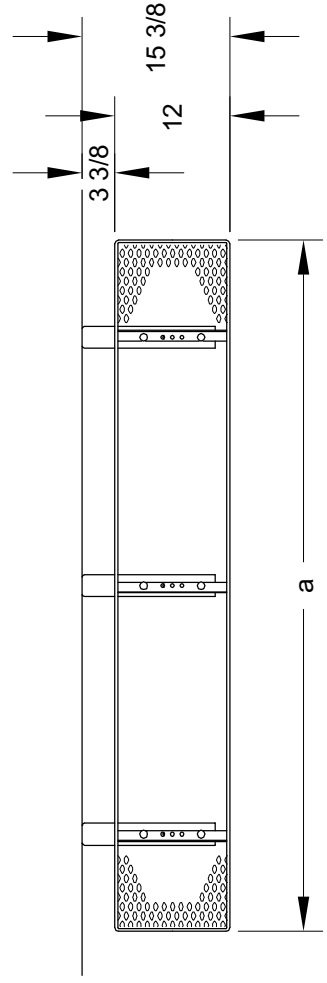
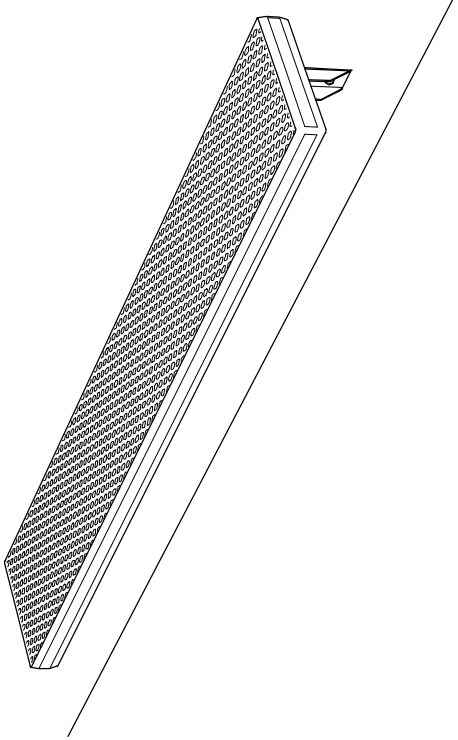
AVAILABLE OPTIONS

- **4', 6', or 8' lengths**
- **Powder Coat Finish in choice of colors for steel frame components**
- **Choice of colors of Thermo-plastic Coating**

RJ Thomas Mfg. Co., Inc.

PO Box 946 • Cherokee, IA 51012-0946 • PH: 712-225-5115 • 800-762-5002 • FAX: 712-225-5796
E-mail: pilotrock@rjthomas.com • Web Site: <http://www.pilotrock.com>

© 2008 RJ Thomas Mfg. Co., Inc. PILOT ROCK[®] Park Products is a registered trademark of RJ Thomas Mfg. Co., Inc.



ALL DIMENSIONS IN INCHES

RJ Thomas Mfg. Co., Inc.
 P.O. Box 946 • Cherokee, IA 51012-0946

DRAWN BY
WWM

TITLE **WMB SERIES 4, 6, AND 8 FOOT WALL MOUNT BENCH
 WITH 12" WIDE V-TYPE THERMO-PLASTIC COATED EXPANDED STEEL SEAT**

DATE **2-26-10**

DWG. NO. **AI-1869**