



*Model XT/G-12AL/SA Extra Heavy Duty Rectangular Table, 12 ft. long, with Hot Dip Galvanized Frames and Aluminum Top and Seats
Table provides side access for two wheelchairs, one on each side.*

- **ADA compliant access for two wheelchairs**
- **Nontip, nontrip, walk-through design**
- **All welded end frames are fabricated from 2-3/8" diameter steel pipe**
- **Die-formed center channel and diagonal braces align and strengthen entire table**
- **Frames are hot dip galvanized after fabrication for superior corrosion resistance**
- **Seats and Top are Aluminum with a clear anodized maintenance free finish**
- **Limited lifetime warranty on frames**

AVAILABLE OPTIONS

10' or 12' length

Powder Coat Finish in choice of colors for steel frame components

Powder Coat Finish in choice of colors for 10' Aluminum top and seats

SPECIFICATIONS:

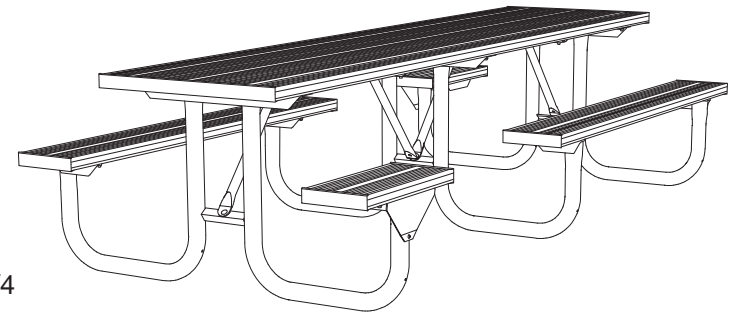
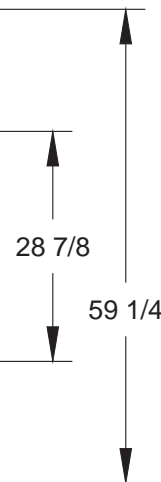
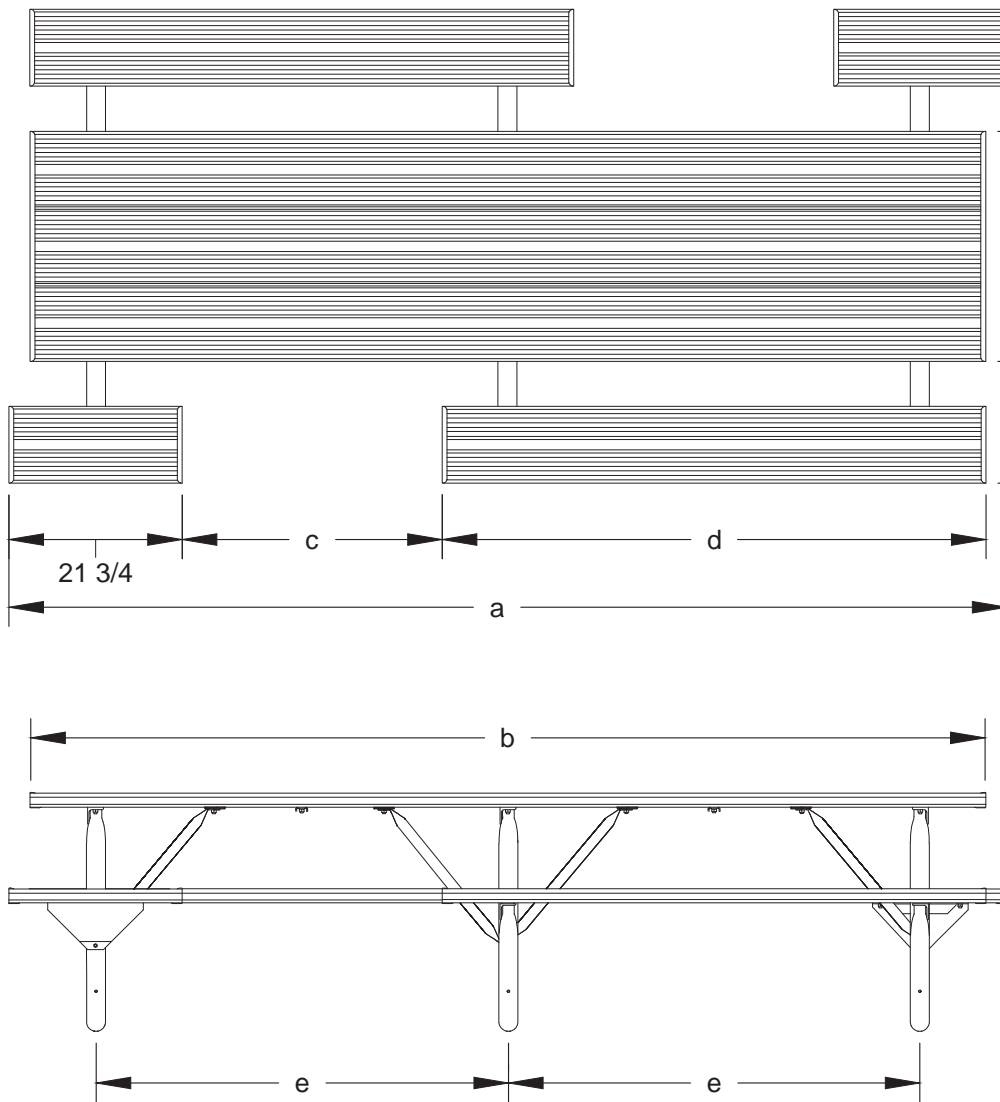
- **XT Series** end frames are be one-piece welded construction, fabricated from 2.375" O.D. (2-3/8" O.D.) steel pipe to meet 2" nominal steel pipe size specifications with 2" x 2" x 1/8" die formed steel angle for attaching the seats and tops.
- Table frame design incorporates nontip, nontrip, walk-through design features.
- Table provides two wheelchair spaces created by attaching one short seat and one long seat to end frames diagonally opposite each other. Short seats are supported by a 10 ga. steel plate bracket. Gap between seats create a ADA recommended space of 30" wide, 19" deep, and 27" from ground to bottom of table top for knee space, and minimum 9" above ground extending a total of 24" deep for toe space. Indicated by "/SA" at end of model no., e.g. XT/G-10AL/SA.
- **Model XT/G-10/SA** is a nominal 10 ft. long with two 21-3/4" long seats, two 68-1/4" seats, and three frames.
- **Model XT/G-12/SA** is a nominal 12 ft. long with two 21-3/4" long seats, two 82-5/8" seats, and three frames.
- Nominal table height, 30". Nominal seat height, 18".
- Nominal table height, 30". Nominal seat height, 18".
- Frames are supported by diagonal braces of 1-5/16" O.D. x 14 ga. wall steel pipe. A die-formed steel center channel is designed to provide support and align the table top planks.
- **Standard:** All steel frame components are hot-dip galvanized after fabrication to ASTM-A123 to maintain an average zinc coating of 2.0 oz. per sq. ft. of surface area (indicated by "/G" in model no., e.g. XT/G-10AL/SA).
- All fasteners are provided for assembly.
- Aluminum is extruded 6063-T6 aluminum alloy in planks with dimensions equivalent to that of 2" x 10" nominal sized lumber. The plank design is 1-3/4" x 9-5/8" with four structural reinforcement ribs for greater rigidity. Aluminum planks are provided with a clear anodized finish as per anodizing specification 204 R1. Aluminum clips to fasten planks to frames are included.
- Channel end caps are of extruded 6063-T6 aluminum alloy provided with a clear anodized finish as per anodizing specification 204 R1. End caps are press fitted over ends of aluminum planks and mechanically fastened in place at the factory.
- Table top is assembled into single unit at the factory with one-piece end caps across each end.
- **Optional:** All steel frame components have powder coat finish. See Specification Bulletin #SPC-CO-001.
- **Optional:** 10 foot Aluminum top and seats have powder coat finish (not available on 12 foot models). See Specification Bulletin #SPC-CO-001.

RJ Thomas Mfg. Co., Inc.

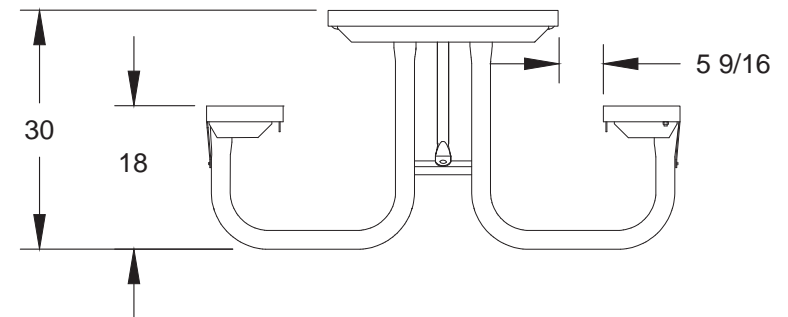
PO Box 946 • Cherokee, IA 51012-0946 • PH: 712-225-5115 • 800-762-5002 • FAX: 712-225-5796

E-mail: customerservice@rjthomas.com • Web Site: <https://www.pilotrock.com>

© 2025 RJ Thomas Mfg. Co., Inc. PILOT ROCK® Park Products is a registered trademark of RJ Thomas Mfg. Co., Inc.



MODEL NUMBER	DIMENSION				
	a	b	c	d	e
XT-10/SA	125-1/4	120	32-7/8	68-1/4	51-3/4
XT-12/SA	143-3/4	144	39-3/8	82-5/8	60-7/8



ALL DIMENSIONS IN INCHES

RJ Thomas Mfg. Co., Inc.
P.O. Box 946 • Cherokee, IA 51012-0946

DRAWN BY
WWM

TITLE XT SERIES EXTRA HEAVY DUTY 10 AND 12 FOOT SIDE ACCESS PORTABLE
RECTANGULAR TABLE WITH ALUMINUM TOP AND SEATS

DATE 12-22-16

DWG. NO. AI-1813